
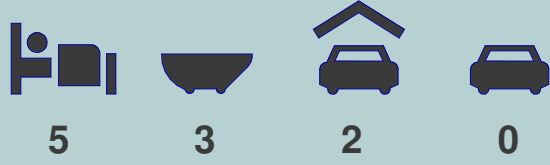

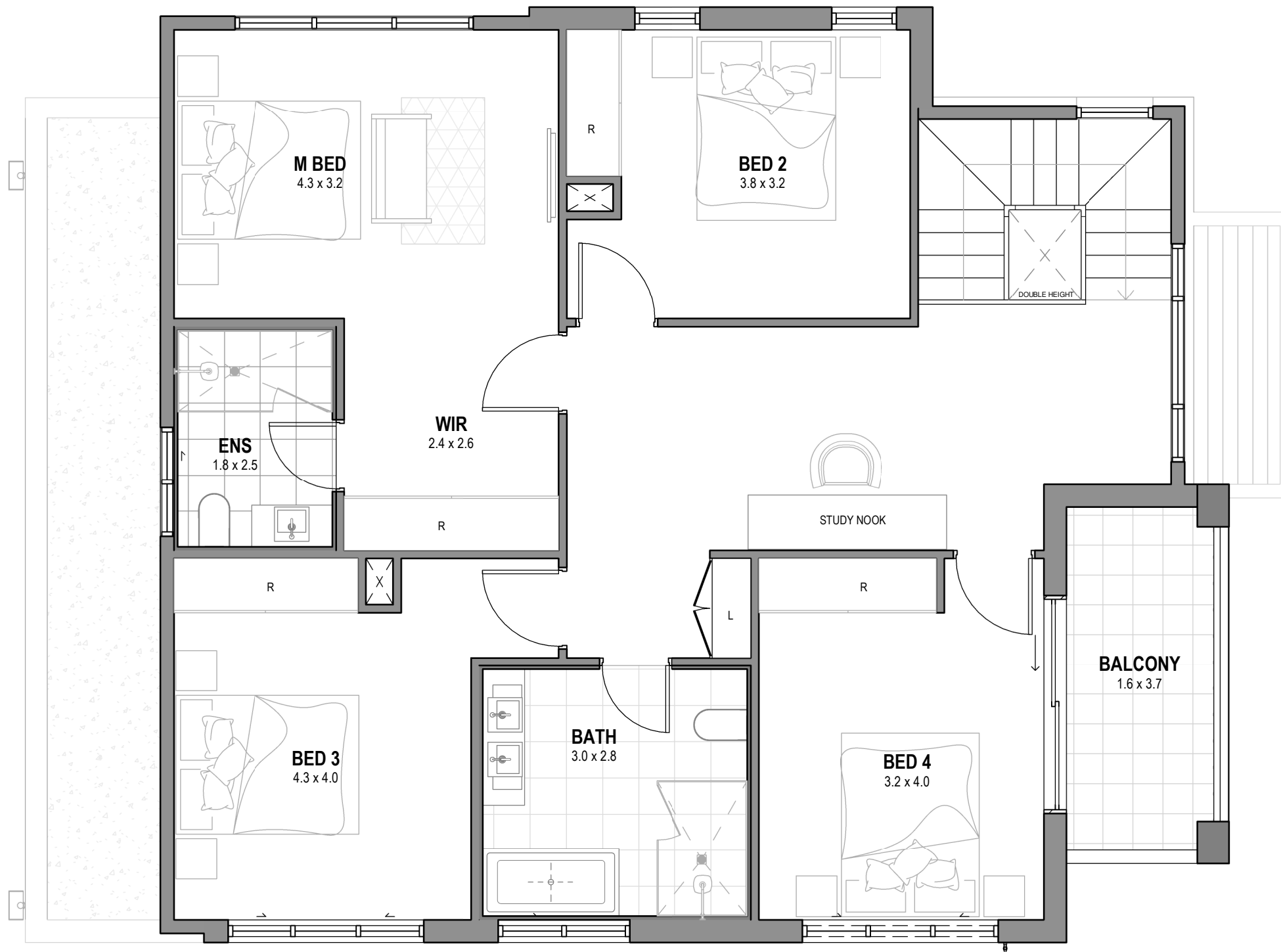


DISCLAIMER:-
THIS PLAN IS ONLY FOR ILLUSTRATIVE PURPOSE AND FOR MARKETING PURPOSE.AREAS ARE INDICATIVE AND SUBJECT TO FURTHER CHANGE AS PER UNITS. **DRIVEWAYS** MAY CHANGE/FLIP AS PER UNIT SELECTED. PRIVATE OPEN SPACE AREA WILL DIFFER UNIT TO UNIT.ROOM SIZE IS INCLUDING ROBES.EXTRA CAR SPACE IS SUBJECT TO CHANGE AS ALLOTTED TO DIFFERENT LOTS.WINDOWS AND DOOR SIZES ARE INDICATIVE ONLY.EASMENT CAN AFFECT THE FRONT SET BACK OF THE HOUSE. **RETAINING WALLS MAY BE ADDED AS PER SITE LEVELS DURING CONSTRUCTION STAGE.**

 <div>Contact Us :- 1300 341 760 info@bathla.com.au 137 Gilba Road Girraween NSW 2145</div>	LOT 01 01 BUCKTON STREET 125 BURDEKIN	 DOUBLE STOREY DOUBLE GARAGE	TOTAL LAND AREA -300 m² (24.6 MT X 13.5 MT)		<div>LOT NORTH</div>  <div>LOT 01 1/17/2022 3:21:38 PM</div>
			Ground Floor (Incl. Garage,Porch and Patio)	129 m ² 13.9 Squares	
			First Floor (Incl. Balcony if shown in the open space (Incl. Back & Front Courtyard)	115 m ² 12.4 Squares	
			TOTAL AREA:- (GROUND FLOOR + FIRST FLOOR AREA) (SQUARES AND m ²)	171 m ² 26.3 Squares	



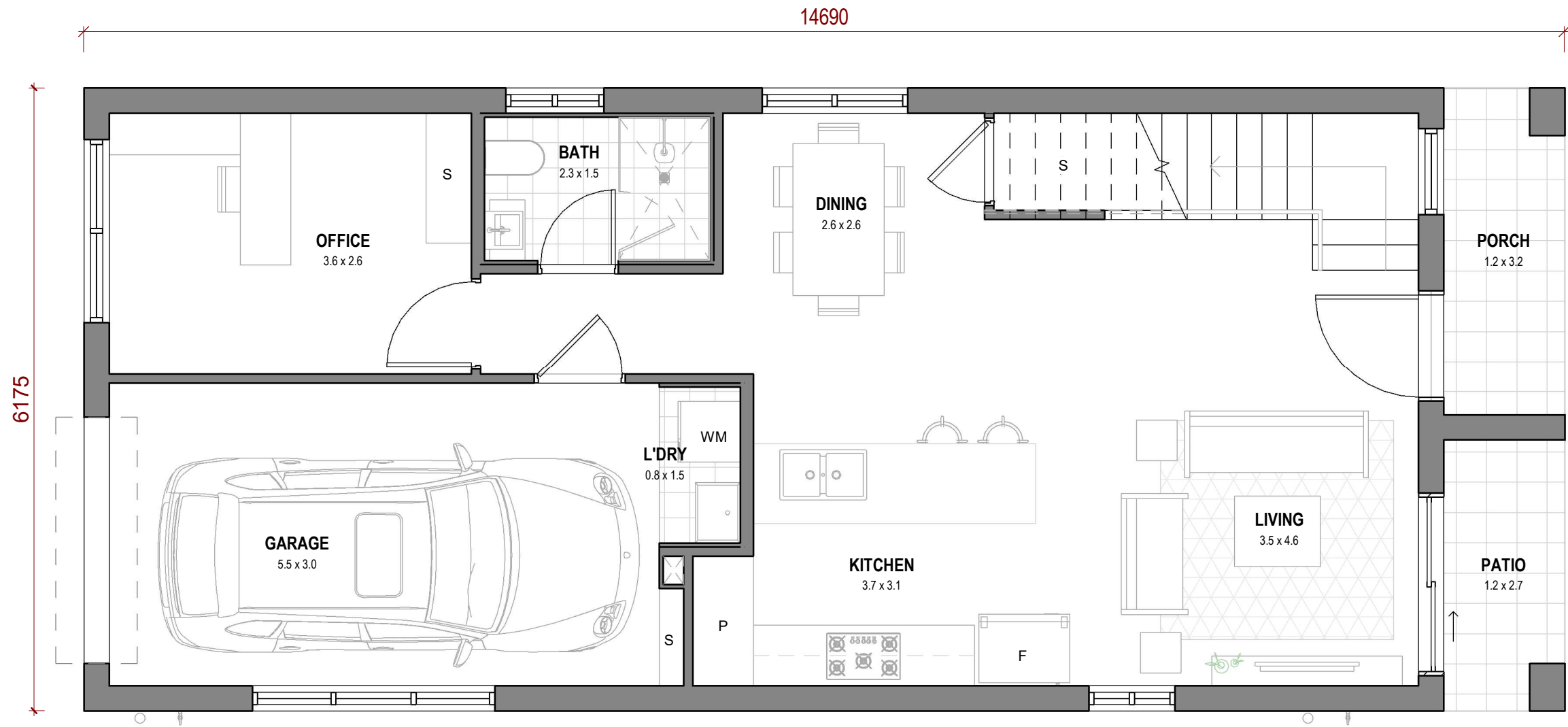
01 - FIRST FLOOR PLAN

DISCLAIMER:-

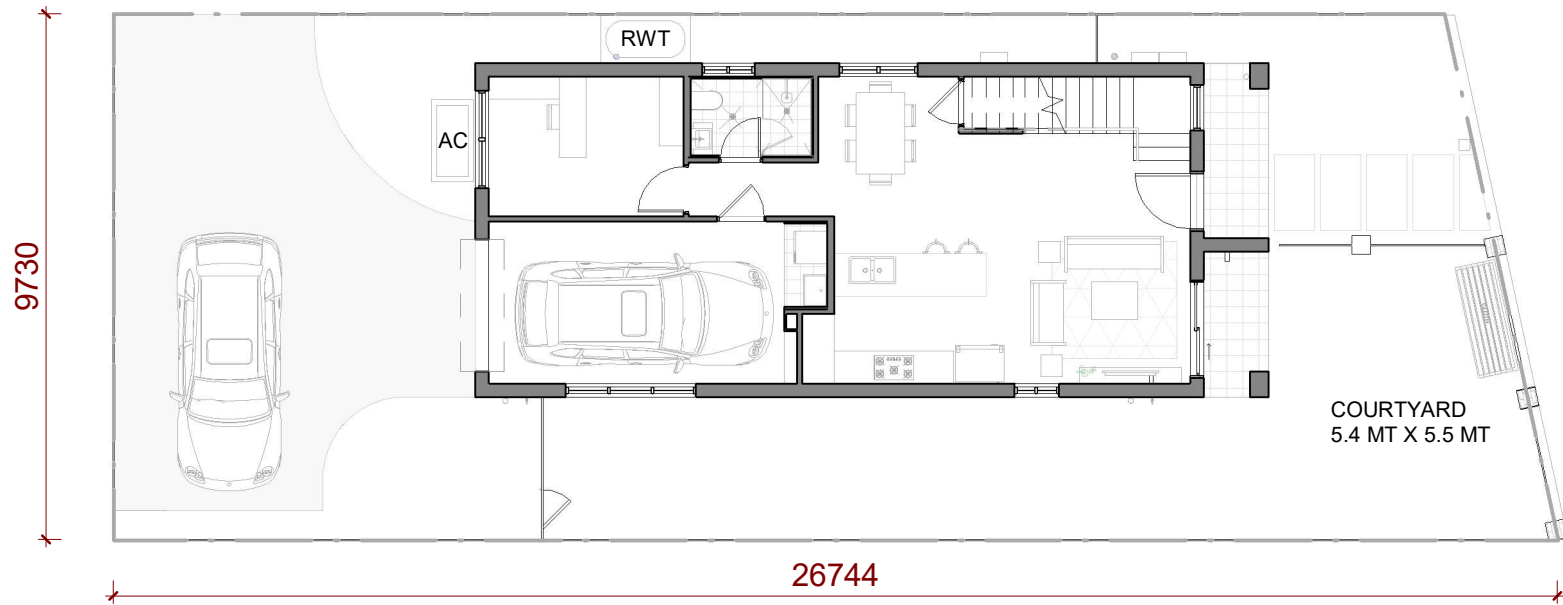
THIS PLAN IS ONLY FOR ILLUSTRATIVE PURPOSE AND FOR MARKETING PURPOSE. AREAS ARE INDICATIVE AND SUBJECT TO FURTHER CHANGE AS PER UNITS. **DRIVEWAYS** MAY CHANGE/FLIP AS PER UNIT SELECTED. PRIVATE OPEN SPACE AREA WILL DIFFER UNIT TO UNIT. ROOM SIZE IS INCLUDING ROBES. EXTRA CAR SPACE IS SUBJECT TO CHANGE AS ALLOTTED TO DIFFERENT LOTS. WINDOWS AND DOOR SIZES ARE INDICATIVE ONLY. EASMENT CAN AFFECT THE FRONT SET BACK OF THE HOUSE. **RETAINING WALLS MAY BE ADDED AS PER SITE LEVELS DURING CONSTRUCTION STAGE.**

LOT 01

1/17/2022 3:21:39 PM



GROUND FLOOR PLAN



LOT PLAN

DISCLAIMER:-
THIS PLAN IS ONLY FOR ILLUSTRATIVE PURPOSE AND FOR MARKETING PURPOSE.AREAS ARE INDICATIVE AND SUBJECT TO FURTHER CHANGE AS PER UNITS. **DRIVEWAYS** MAY CHANGE/FLIP AS PER UNIT SELECTED. PRIVATE OPEN SPACE AREA WILL DIFFER UNIT TO UNIT.ROOM SIZE IS INCLUDING ROBES.EXTRA CAR SPACE IS SUBJECT TO CHANGE AS ALLOTTED TO DIFFERENT LOTS.WINDOWS AND DOOR SIZES ARE INDICATIVE ONLY.EASMENT CAN AFFECT THE FRONT SET BACK OF THE HOUSE. **RETAINING WALLS MAY BE ADDED AS PER SITE LEVELS DURING CONSTRUCTION STAGE.**



Contact Us :- 1300 341 760
info@bathla.com.au
LOT 02 137 Gilba Road Girraween NSW 2145

LOT 02
121 BURDEKIN ROAD
QUAKERS HILL



3


3


1

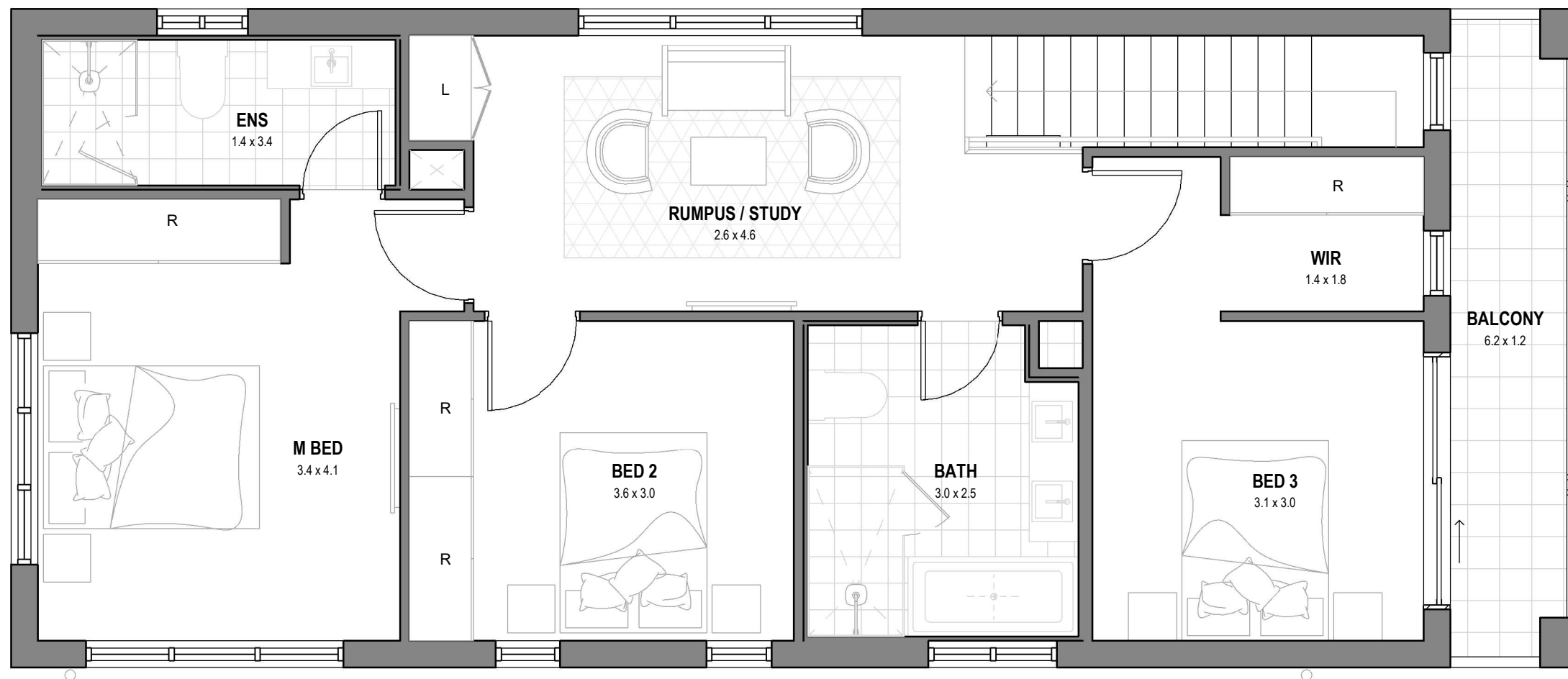

1

DOUBLE STOREY SINGLE GARAGE

TOTAL LAND AREA -250 m ² (26.7 MT X 9.7MT)			
Ground Floor (Incl. Garage,Porch and Patio)	91 m ²	9.8 Squares	
First Floor (Incl. Balcony if shown in the plan)	91 m ²	9.8 Squares	
Open space (Incl. Back & Front Courtyard)	159 m ²		
TOTAL AREA:- (GROUND FLOOR + FIRST FLOOR AREA) (SQUARES AND m ²)	181 m ²	19.5 Squares	

LOT NORTH

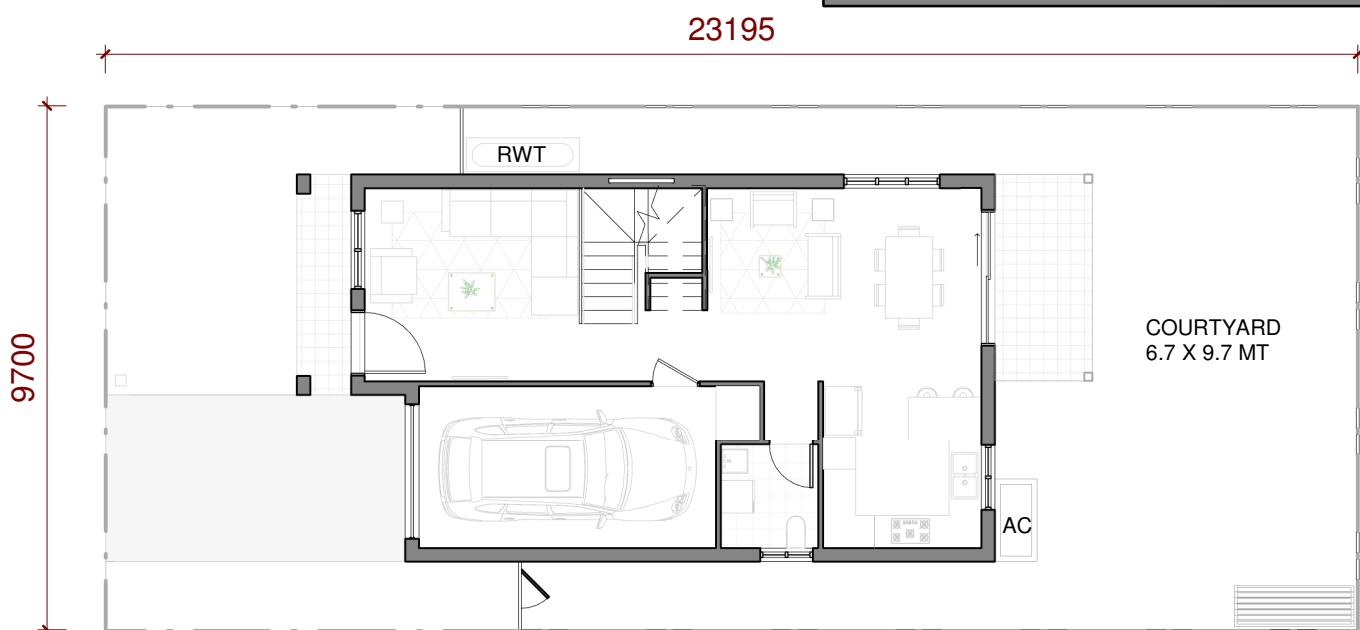
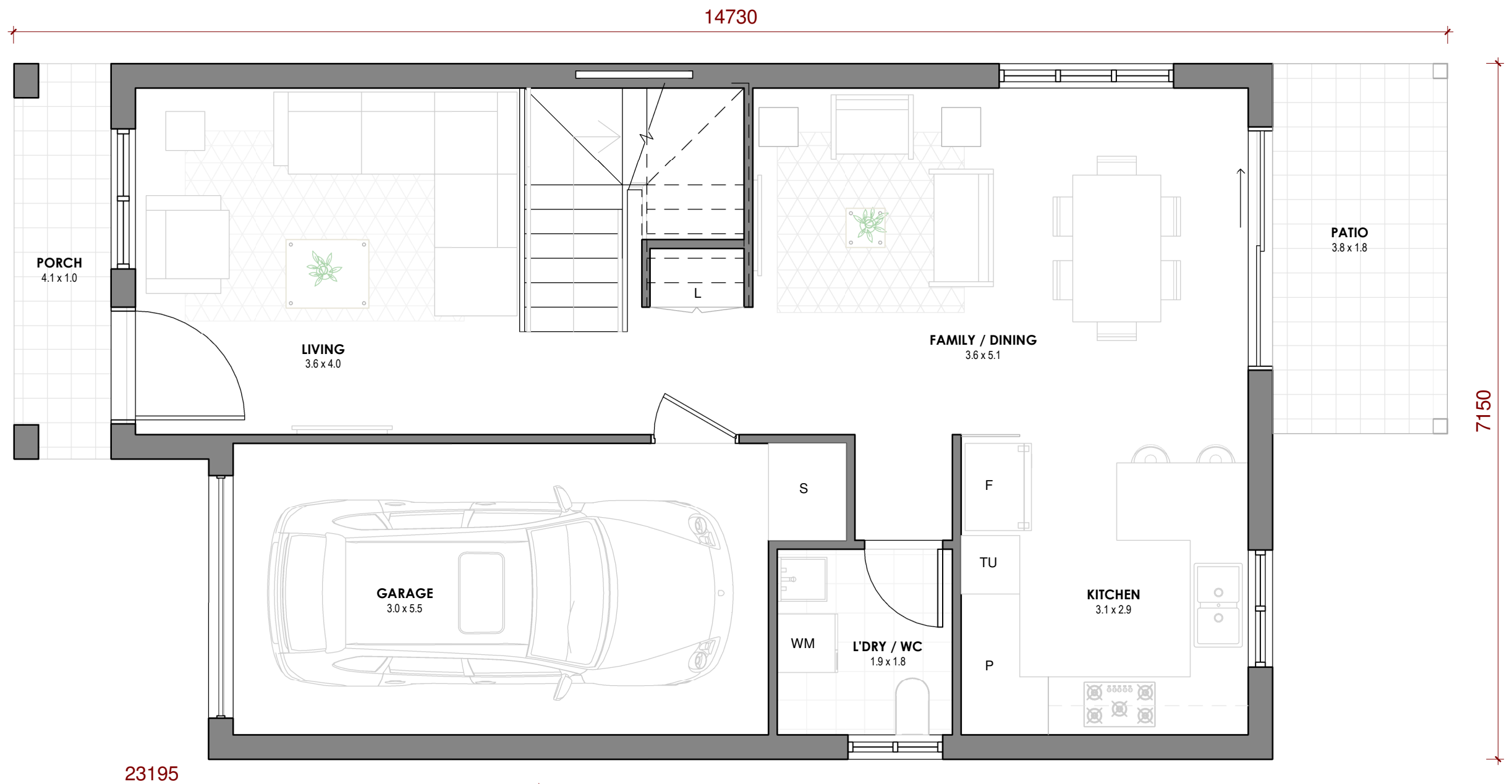
LOT 02
12/01/2022 10:58:46 AM



LOT 02 - FIRST FLOOR

DISCLAIMER:-

THIS PLAN IS ONLY FOR ILLUSTRATIVE PURPOSE AND FOR MARKETING PURPOSE. AREAS ARE INDICATIVE AND SUBJECT TO FURTHER CHANGE AS PER UNITS. **DRIVEWAYS** MAY CHANGE/FLIP AS PER UNIT SELECTED. PRIVATE OPEN SPACE AREA WILL DIFFER UNIT TO UNIT. ROOM SIZE IS INCLUDING ROBES. EXTRA CAR SPACE IS SUBJECT TO CHANGE AS ALLOTTED TO DIFFERENT LOTS. WINDOWS AND DOOR SIZES ARE INDICATIVE ONLY. EASEMENT CAN AFFECT THE FRONT SET BACK OF THE HOUSE. **RETAINING WALLS MAY BE ADDED AS PER SITE LEVELS DURING CONSTRUCTION STAGE.**



GROUND FLOOR PLAN

LOT PLAN

DISCLAIMER:-
THIS PLAN IS ONLY FOR ILLUSTRATIVE PURPOSE AND FOR MARKETING PURPOSE. AREAS ARE INDICATIVE AND SUBJECT TO FURTHER CHANGE AS PER UNITS. **DRIVEWAYS** MAY CHANGE/FLIP AS PER UNIT SELECTED. PRIVATE OPEN SPACE AREA WILL DIFFER UNIT TO UNIT. ROOM SIZE IS INCLUDING ROBES. EXTRA CAR SPACE IS SUBJECT TO CHANGE AS ALLOTTED TO DIFFERENT LOTS. WINDOWS AND DOOR SIZES ARE INDICATIVE ONLY. EASEMENT CAN AFFECT THE FRONT SET BACK OF THE HOUSE. **RETAINING WALLS MAY BE ADDED AS PER SITE LEVELS DURING CONSTRUCTION STAGE.**



The Bathla Group
BUILDING DREAMS TOGETHER

Contact Us :- 1300 341 760
info@bathla.com.au
137 Gilba Road Girraween NSW 2145

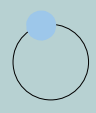
LOT 06

LOT 06
BUCKTON STREET
QUAKERS HILL



4 2 1 1

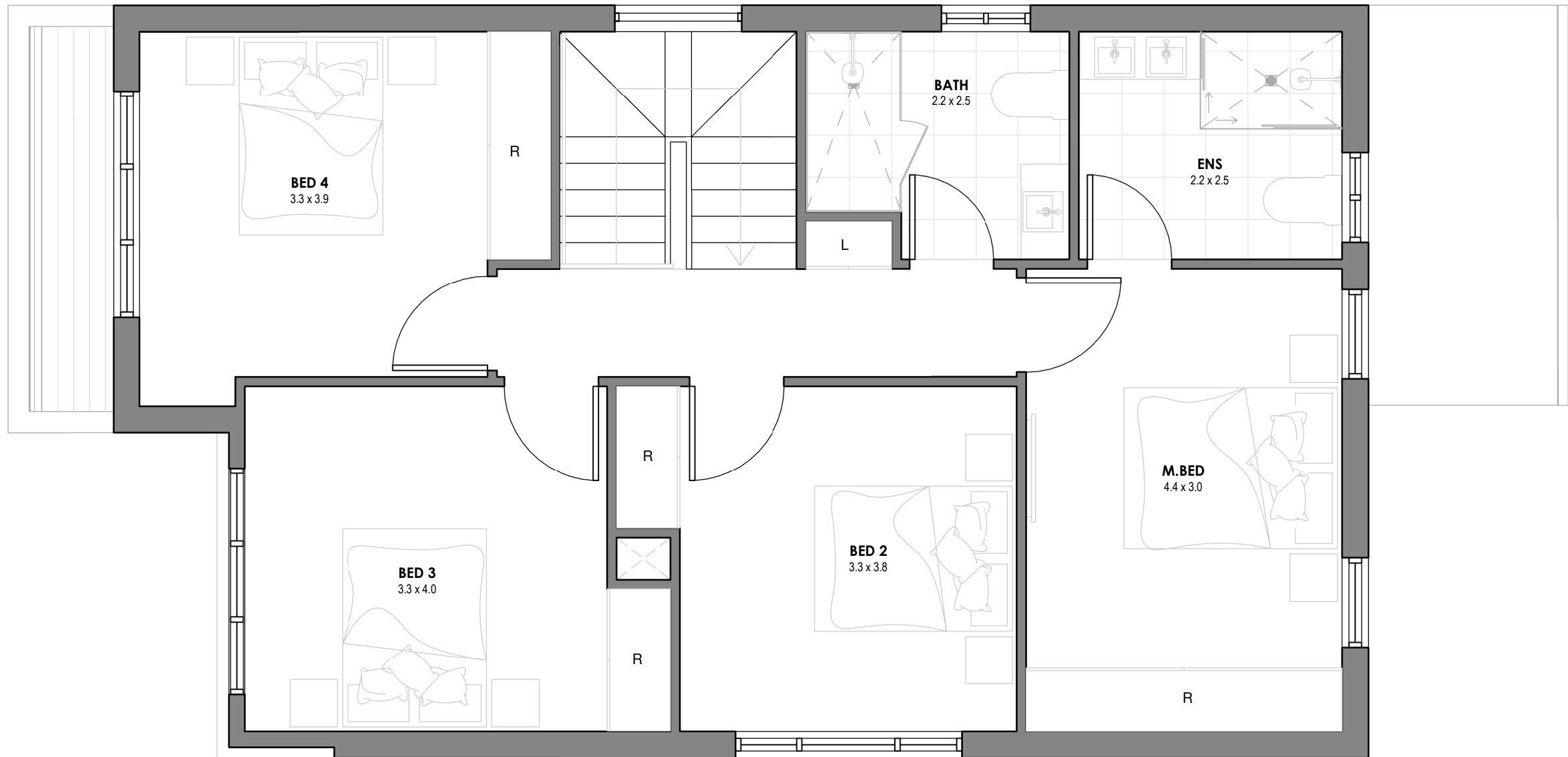
DOUBLE STOREY SINGLE GARAGE

TOTAL LAND AREA -225 m ² (23.2 X 9.7 MT)			
Ground Floor (Incl. Garage,Porch and Patio)	93 m ²	10.0 Squares	
First Floor (Incl. Balcony if shown in the plan)	82 m ²	8.8 Squares	
Open space (Incl. Back & Front Courtyard)	132 m ²		
TOTAL AREA:- (GROUND FLOOR + FIRST FLOOR AREA) (SQUARES AND m ²)	175 m ²	18.8 Squares	

LOT NORTH

LOT 06

4/05/2021 3:38:16 PM



LOT 06 - FIRST FLOOR

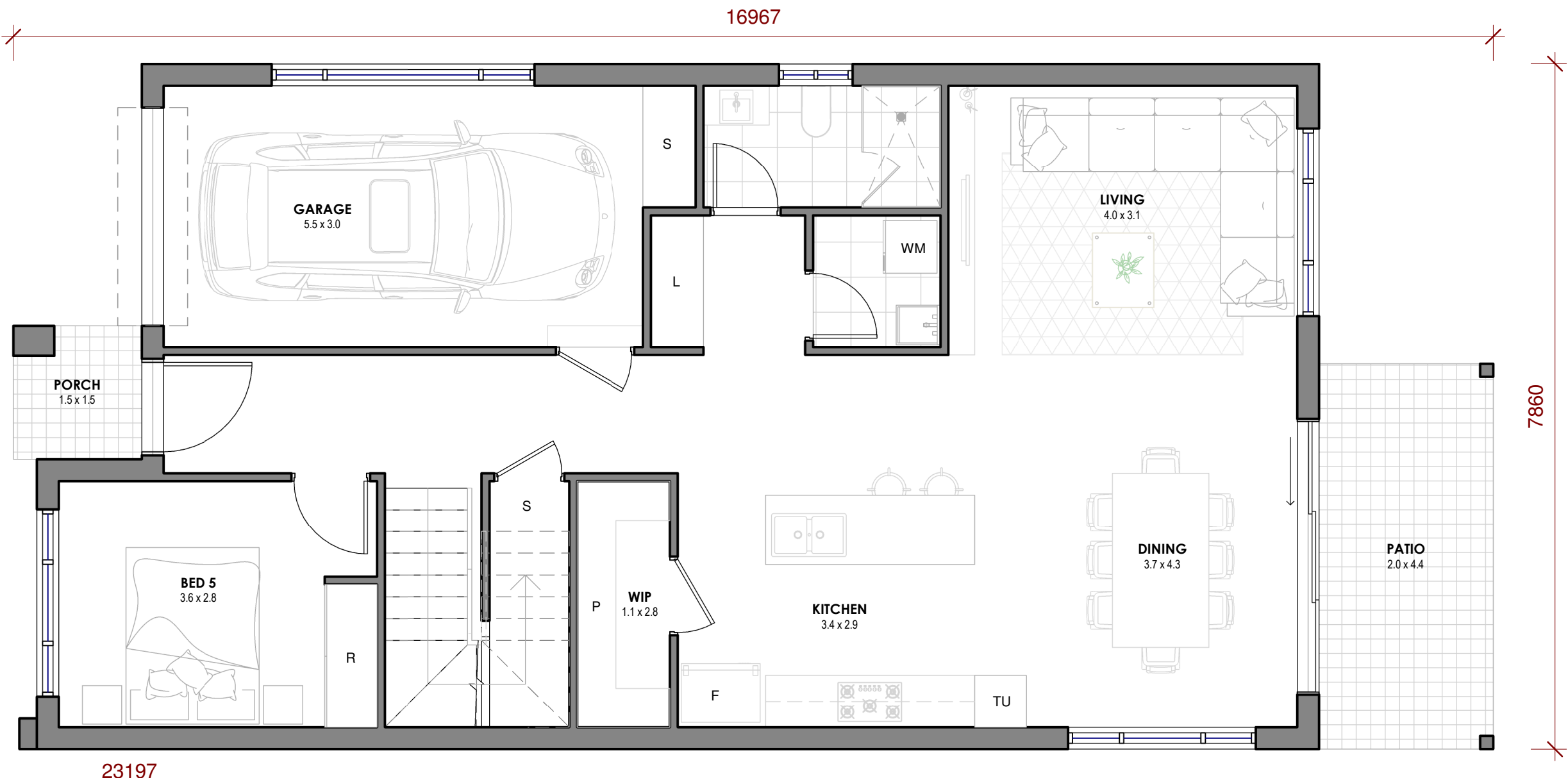
DISCLAIMER:-

THIS PLAN IS ONLY FOR ILLUSTRATIVE PURPOSE AND FOR MARKETING PURPOSE. AREAS ARE INDICATIVE AND SUBJECT TO FURTHER CHANGE AS PER UNITS. **DRIVEWAYS** MAY CHANGE/FLIP AS PER UNIT SELECTED. PRIVATE OPEN SPACE AREA WILL DIFFER UNIT TO UNIT. ROOM SIZE IS INCLUDING ROBES. EXTRA CAR SPACE IS SUBJECT TO CHANGE AS ALLOTTED TO DIFFERENT LOTS. WINDOWS AND DOOR SIZES ARE INDICATIVE ONLY. EASEMENT CAN AFFECT THE FRONT SET BACK OF THE HOUSE. **RETAINING WALLS MAY BE ADDED AS PER SITE LEVELS DURING CONSTRUCTION STAGE.**

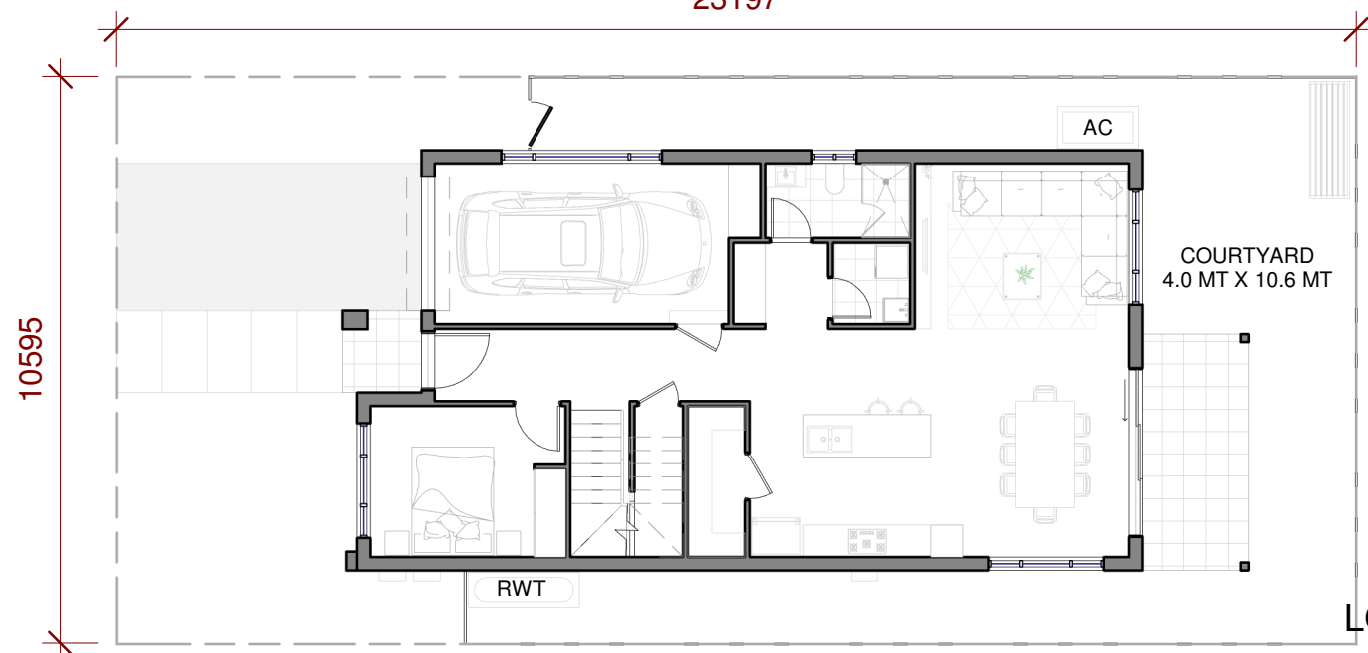
LOT 06

4/05/2021 3:38:18 PM





23197



LOT PLAN

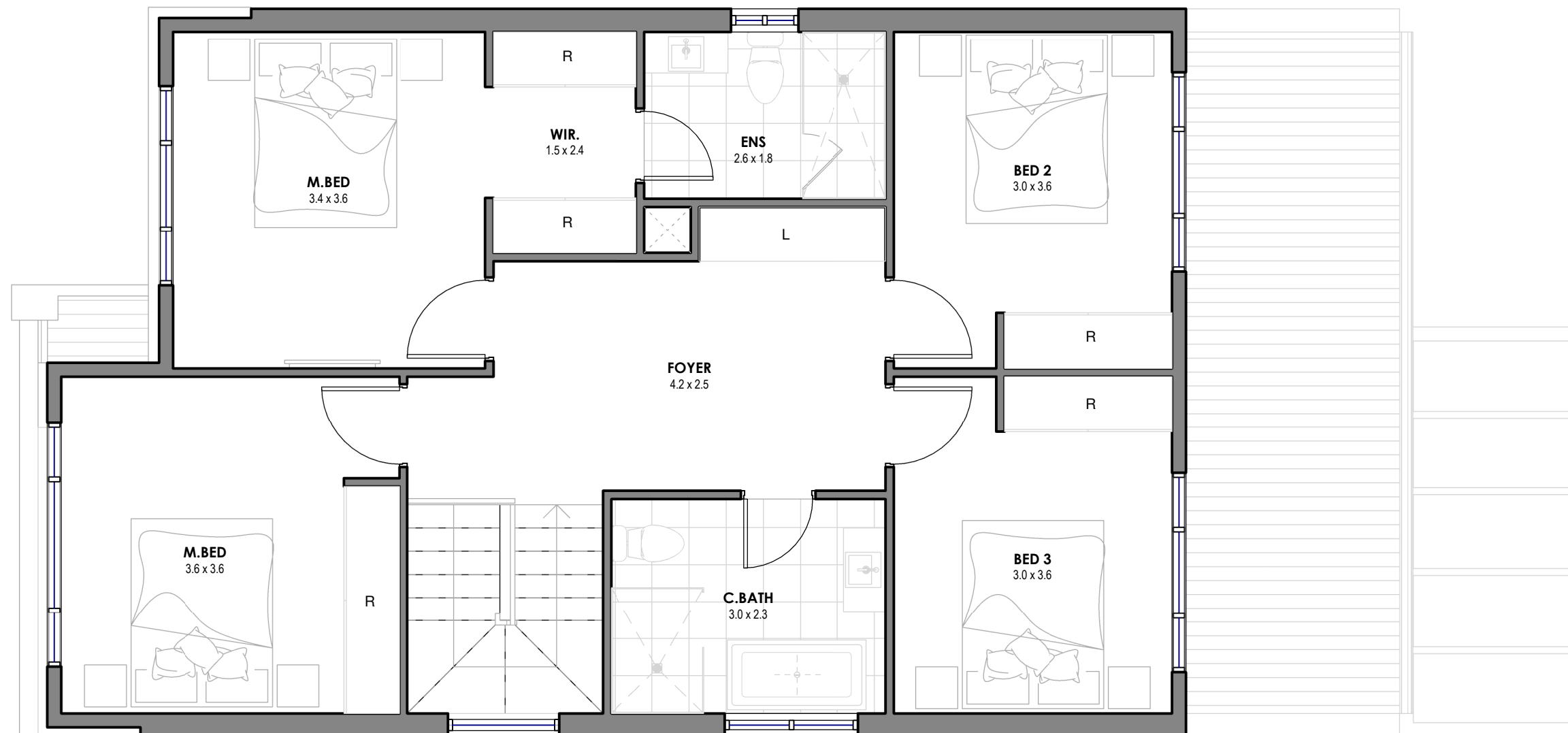
GROUND FLOOR PLAN

DISCLAIMER:-

THIS PLAN IS ONLY FOR ILLUSTRATIVE PURPOSE AND FOR MARKETING PURPOSE. AREAS ARE INDICATIVE AND SUBJECT TO FURTHER CHANGE AS PER UNITS. **DRIVEWAYS** MAY CHANGE/FLIP AS PER UNIT SELECTED. PRIVATE OPEN SPACE AREA WILL DIFFER UNIT TO UNIT. ROOM SIZE IS INCLUDING ROBES. EXTRA CAR SPACE IS SUBJECT TO CHANGE AS ALLOTTED TO DIFFERENT LOTS. WINDOWS AND DOOR SIZES ARE INDICATIVE ONLY. EASEMENT CAN AFFECT THE FRONT SET BACK OF THE HOUSE. **RETAINING WALLS MAY BE ADDED AS PER SITE LEVELS DURING CONSTRUCTION STAGE.**

TOTAL LAND AREA -246 m² (23.2 MT X 10.6MT)

Ground Floor (Incl. Garage, Porch and Patio)	121 m ²	13.1 Squares
First Floor (Incl. Balcony if shown in the plan)	92 m ²	9.9 Squares
Open space (Incl. Back & Front Courtyard)	125 m ²	
TOTAL AREA:- (GROUND FLOOR + FIRST FLOOR AREA) (SQUARES AND m ²)	213 m ²	22.9 Squares



LOT 10 - FIRST FLOOR

DISCLAIMER:-

THIS PLAN IS ONLY FOR ILLUSTRATIVE PURPOSE AND FOR MARKETING PURPOSE. AREAS ARE INDICATIVE AND SUBJECT TO FURTHER CHANGE AS PER UNITS. **DRIVEWAYS** MAY CHANGE/FLIP AS PER UNIT SELECTED. PRIVATE OPEN SPACE AREA WILL DIFFER UNIT TO UNIT. ROOM SIZE IS INCLUDING ROBES. EXTRA CAR SPACE IS SUBJECT TO CHANGE AS ALLOTTED TO DIFFERENT LOTS. WINDOWS AND DOOR SIZES ARE INDICATIVE ONLY. EASEMENT CAN AFFECT THE FRONT SET BACK OF THE HOUSE. **RETAINING WALLS MAY BE ADDED AS PER SITE LEVELS DURING CONSTRUCTION STAGE.**

LOT 10

28/04/2021 4:49:30 PM



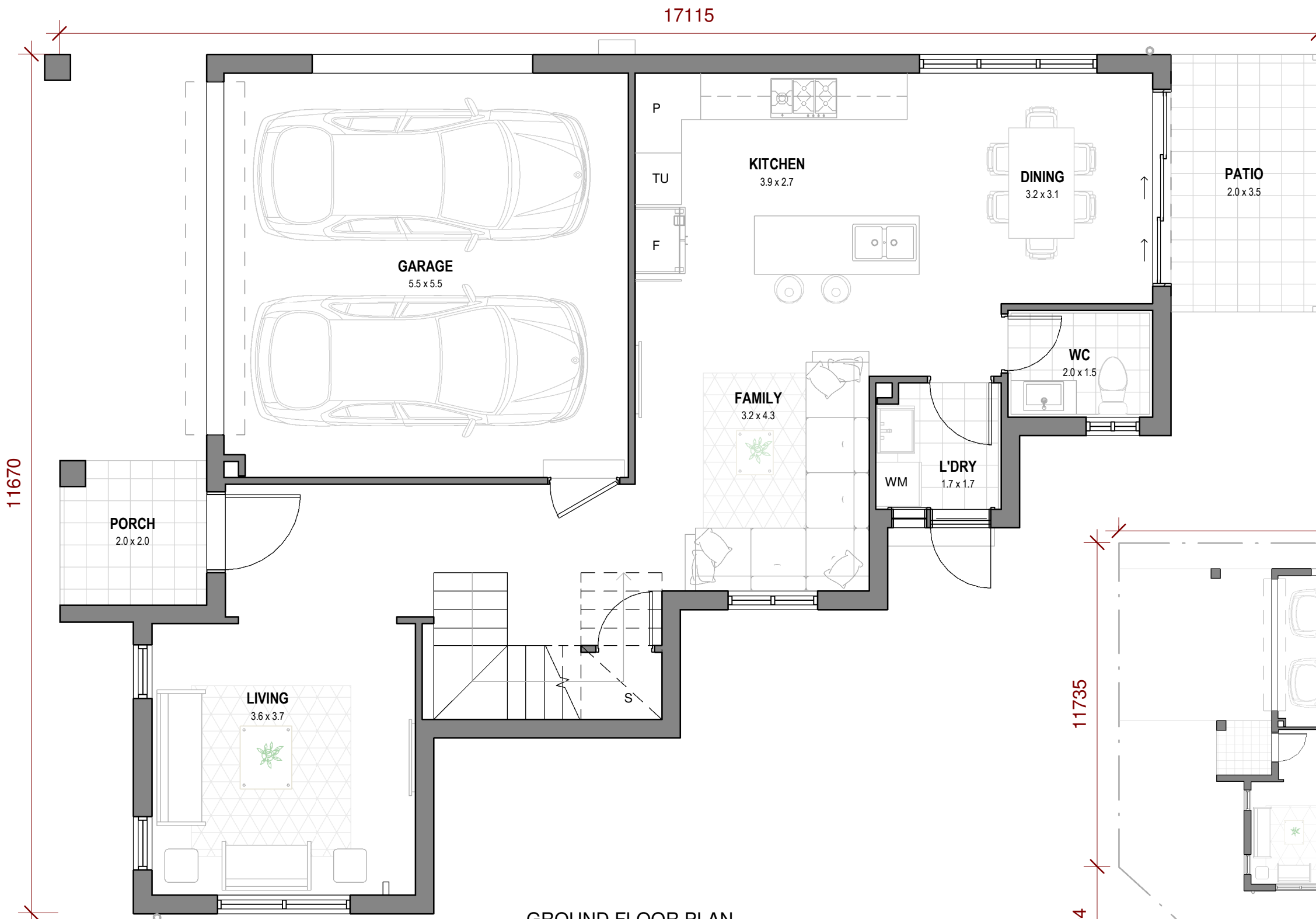
LOT 10 - ELEVATION

DISCLAIMER:-

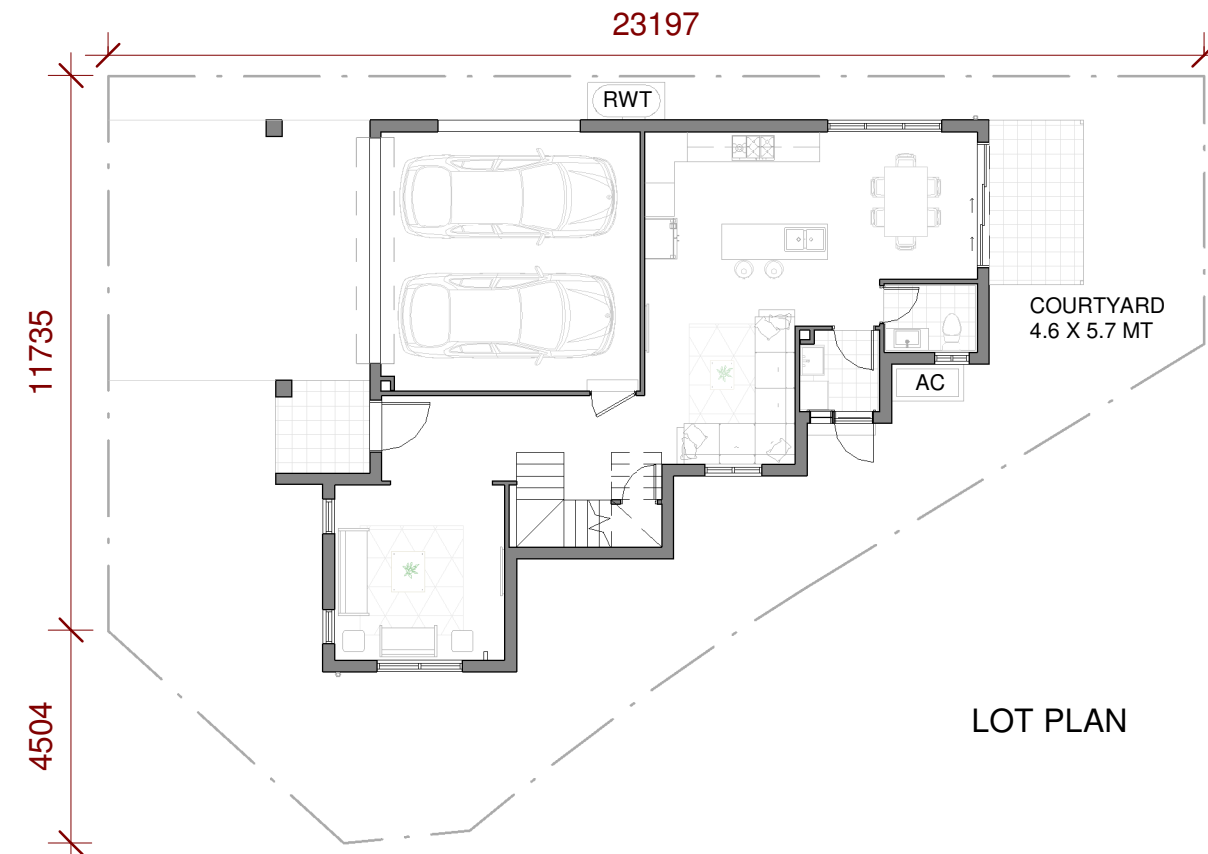
THIS PLAN IS ONLY FOR ILLUSTRATIVE PURPOSE AND FOR MARKETING PURPOSE. AREAS ARE INDICATIVE AND SUBJECT TO FURTHER CHANGE AS PER UNITS. **DRIVEWAYS** MAY CHANGE/FLIP AS PER UNIT SELECTED. PRIVATE OPEN SPACE AREA WILL DIFFER UNIT TO UNIT. ROOM SIZE IS INCLUDING ROBES. EXTRA CAR SPACE IS SUBJECT TO CHANGE AS ALLOTTED TO DIFFERENT LOTS. WINDOWS AND DOOR SIZES ARE INDICATIVE ONLY. EASEMENT CAN AFFECT THE FRONT SET BACK OF THE HOUSE. **RETAINING WALLS MAY BE ADDED AS PER SITE LEVELS DURING CONSTRUCTION STAGE.**

LOT 10

28/04/2021 4:49:35 PM






GROUND FLOOR PLAN



LOT PLAN

DISCLAIMER:-
THIS PLAN IS ONLY FOR ILLUSTRATIVE PURPOSE AND FOR MARKETING PURPOSE. AREAS ARE INDICATIVE AND SUBJECT TO FURTHER CHANGE AS PER UNITS. **DRIVEWAYS** MAY CHANGE/FLIP AS PER UNIT SELECTED. PRIVATE OPEN SPACE AREA WILL DIFFER UNIT TO UNIT. ROOM SIZE IS INCLUDING ROBES. EXTRA CAR SPACE IS SUBJECT TO CHANGE AS ALLOTTED TO DIFFERENT LOTS. WINDOWS AND DOOR SIZES ARE INDICATIVE ONLY. EASEMENT CAN AFFECT THE FRONT SET BACK OF THE HOUSE. **RETAINING WALLS MAY BE ADDED AS PER SITE LEVELS DURING CONSTRUCTION STAGE.**

<div><p>The Bathla Group <i>BUILDING DREAMS TOGETHER</i></p><p>Contact Us :- 1300 341 760 info@bathla.com.au 137 Gilba Road Girraween NSW 2145</p></div>	<div>LOT 11</div> <div>21 BUCKTON STREET</div> <div>QUAKERS HILL</div>	<div><div>3221</div><div>DOUBLE STOREY DOUBLE GARAGE</div></div>	<div>TOTAL LAND AREA -277 m² (23.2MT X 16.2MT)</div>		<div>LOT NORTH</div> <div></div> <div>LOT 11</div> <div>25/10/2021 10:16:03 AM</div>	
			<div>Ground Floor (Incl. Garage,Porch and Patio)</div>	<div>126 m²</div>		<div>13.6 Squares</div>
			<div>First Floor (Incl. Balcony if shown in the plan)</div>	<div>94 m²</div>		<div>10.2 Squares</div>
			<div>Open space (Incl. Back & Front Courtyard)</div>	<div>151 m²</div>		
			<div>TOTAL AREA:- (GROUND FLOOR + FIRST FLOOR AREA) (SQUARES AND m²)</div>			<div>220 m²</div>



LOT 11 - FIRST FLOOR

DISCLAIMER:-

THIS PLAN IS ONLY FOR ILLUSTRATIVE PURPOSE AND FOR MARKETING PURPOSE. AREAS ARE INDICATIVE AND SUBJECT TO FURTHER CHANGE AS PER UNITS. **DRIVEWAYS** MAY CHANGE/FLIP AS PER UNIT SELECTED. PRIVATE OPEN SPACE AREA WILL DIFFER UNIT TO UNIT. ROOM SIZE IS INCLUDING ROBES. EXTRA CAR SPACE IS SUBJECT TO CHANGE AS ALLOTTED TO DIFFERENT LOTS. WINDOWS AND DOOR SIZES ARE INDICATIVE ONLY. EASEMENT CAN AFFECT THE FRONT SET BACK OF THE HOUSE. **RETAINING WALLS MAY BE ADDED AS PER SITE LEVELS DURING CONSTRUCTION STAGE.**

25/10/2021 10:16:04 AM

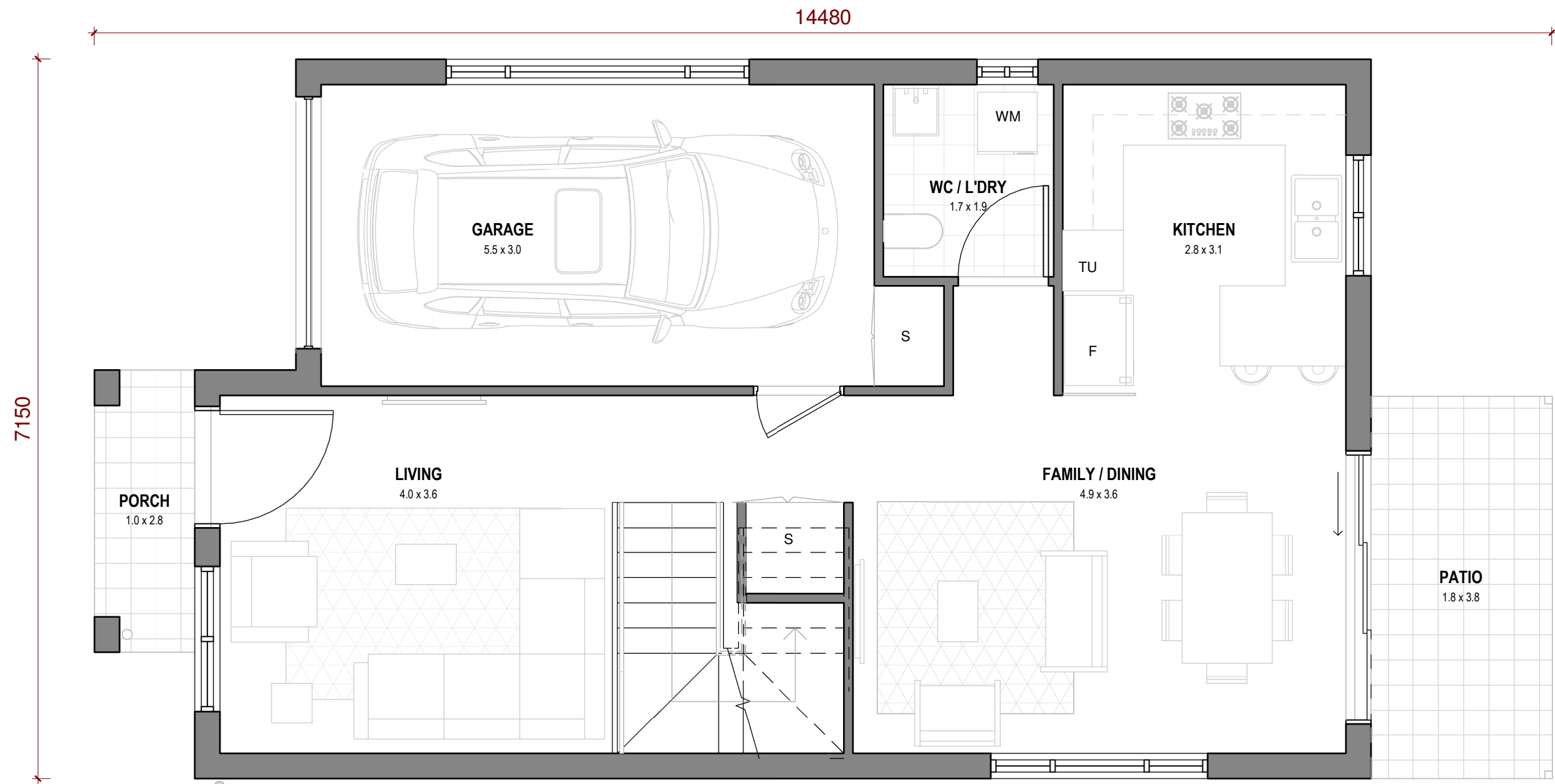


LOT 12 - FIRST FLOOR

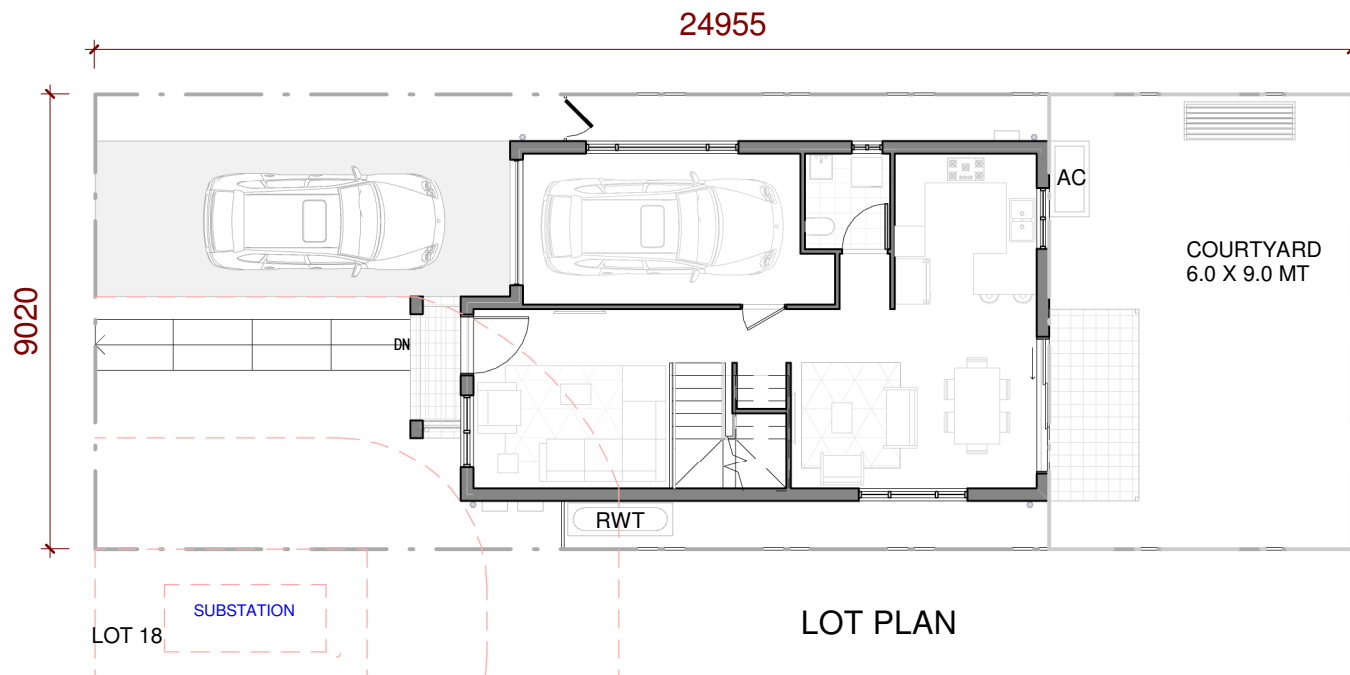
DISCLAIMER:-

THIS PLAN IS ONLY FOR ILLUSTRATIVE PURPOSE AND FOR MARKETING PURPOSE. AREAS ARE INDICATIVE AND SUBJECT TO FURTHER CHANGE AS PER UNITS. **DRIVEWAYS** MAY CHANGE/FLIP AS PER UNIT SELECTED. PRIVATE OPEN SPACE AREA WILL DIFFER UNIT TO UNIT. ROOM SIZE IS INCLUDING ROBES. EXTRA CAR SPACE IS SUBJECT TO CHANGE AS ALLOTTED TO DIFFERENT LOTS. WINDOWS AND DOOR SIZES ARE INDICATIVE ONLY. EASEMENT CAN AFFECT THE FRONT SET BACK OF THE HOUSE. **RETAINING WALLS MAY BE ADDED AS PER SITE LEVELS DURING CONSTRUCTION STAGE.**

30/03/2021 8:59:28 AM




GROUND FLOOR PLAN



LOT PLAN

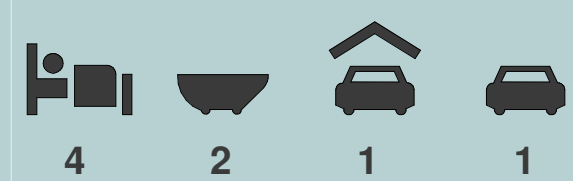
DISCLAIMER:-
THIS PLAN IS ONLY FOR ILLUSTRATIVE PURPOSE AND FOR MARKETING PURPOSE. AREAS ARE INDICATIVE AND SUBJECT TO FURTHER CHANGE AS PER UNITS. **DRIVEWAYS** MAY CHANGE/FLIP AS PER UNIT SELECTED. PRIVATE OPEN SPACE AREA WILL DIFFER UNIT TO UNIT. ROOM SIZE IS INCLUDING ROBES. EXTRA CAR SPACE IS SUBJECT TO CHANGE AS ALLOTTED TO DIFFERENT LOTS. WINDOWS AND DOOR SIZES ARE INDICATIVE ONLY. EASEMENT CAN AFFECT THE FRONT SET BACK OF THE HOUSE. **RETAINING WALLS MAY BE ADDED AS PER SITE LEVELS DURING CONSTRUCTION STAGE.**



The Bathla Group
BUILDING DREAMS TOGETHER

Contact Us :- 1300 341 760
info@bathla.com.au
137 Gilba Road Girraween NSW 2145

LOT 17
ALANA STREET
QUAKERS HILL




4 2 1 1

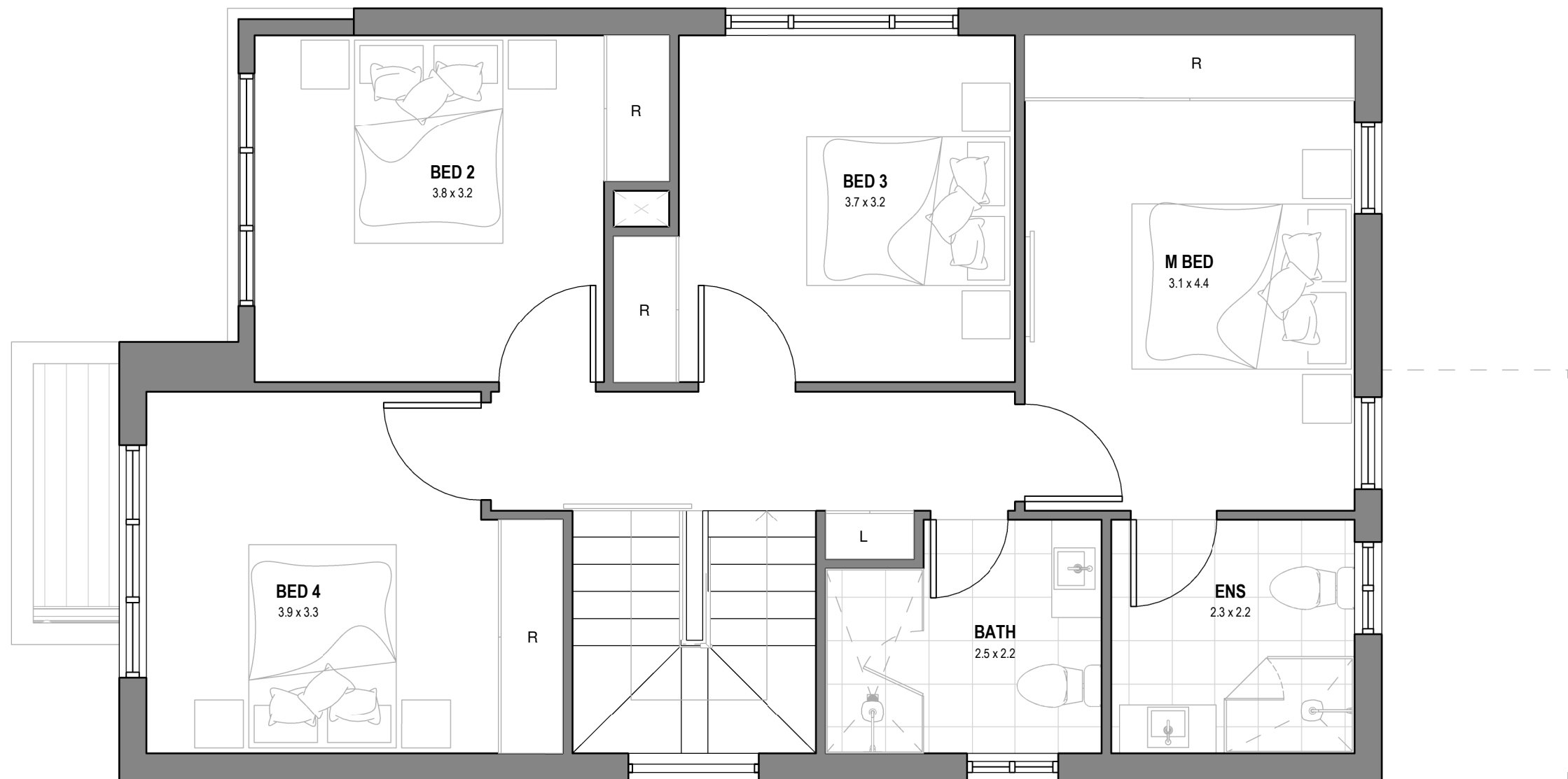
DOUBLE STOREY SINGLE GARAGE

TOTAL LAND AREA -225 m² (24.9 MT X 9.0MT)	
Ground Floor (Incl. Garage,Porch and Patio)	90 m ²
First Floor (Incl. Balcony if shown in the plan)	80 m ²
Open space (Incl. Back & Front Courtyard)	135 m ²
TOTAL AREA:- (GROUND FLOOR + FIRST FLOOR AREA) (SQUARES AND m ²)	170 m ²

LOT NORTH



LOT 17
8/05/2021 4:49:17 PM




LOT 17 - FIRST FLOOR

DISCLAIMER:-

THIS PLAN IS ONLY FOR ILLUSTRATIVE PURPOSE AND FOR MARKETING PURPOSE. AREAS ARE INDICATIVE AND SUBJECT TO FURTHER CHANGE AS PER UNITS. **DRIVEWAYS** MAY CHANGE/FLIP AS PER UNIT SELECTED. PRIVATE OPEN SPACE AREA WILL DIFFER UNIT TO UNIT. ROOM SIZE IS INCLUDING ROBES. EXTRA CAR SPACE IS SUBJECT TO CHANGE AS ALLOTTED TO DIFFERENT LOTS. WINDOWS AND DOOR SIZES ARE INDICATIVE ONLY. EASEMENT CAN AFFECT THE FRONT SET BACK OF THE HOUSE. **RETAINING WALLS MAY BE ADDED AS PER SITE LEVELS DURING CONSTRUCTION STAGE.**

8/05/2021 4:49:18 PM



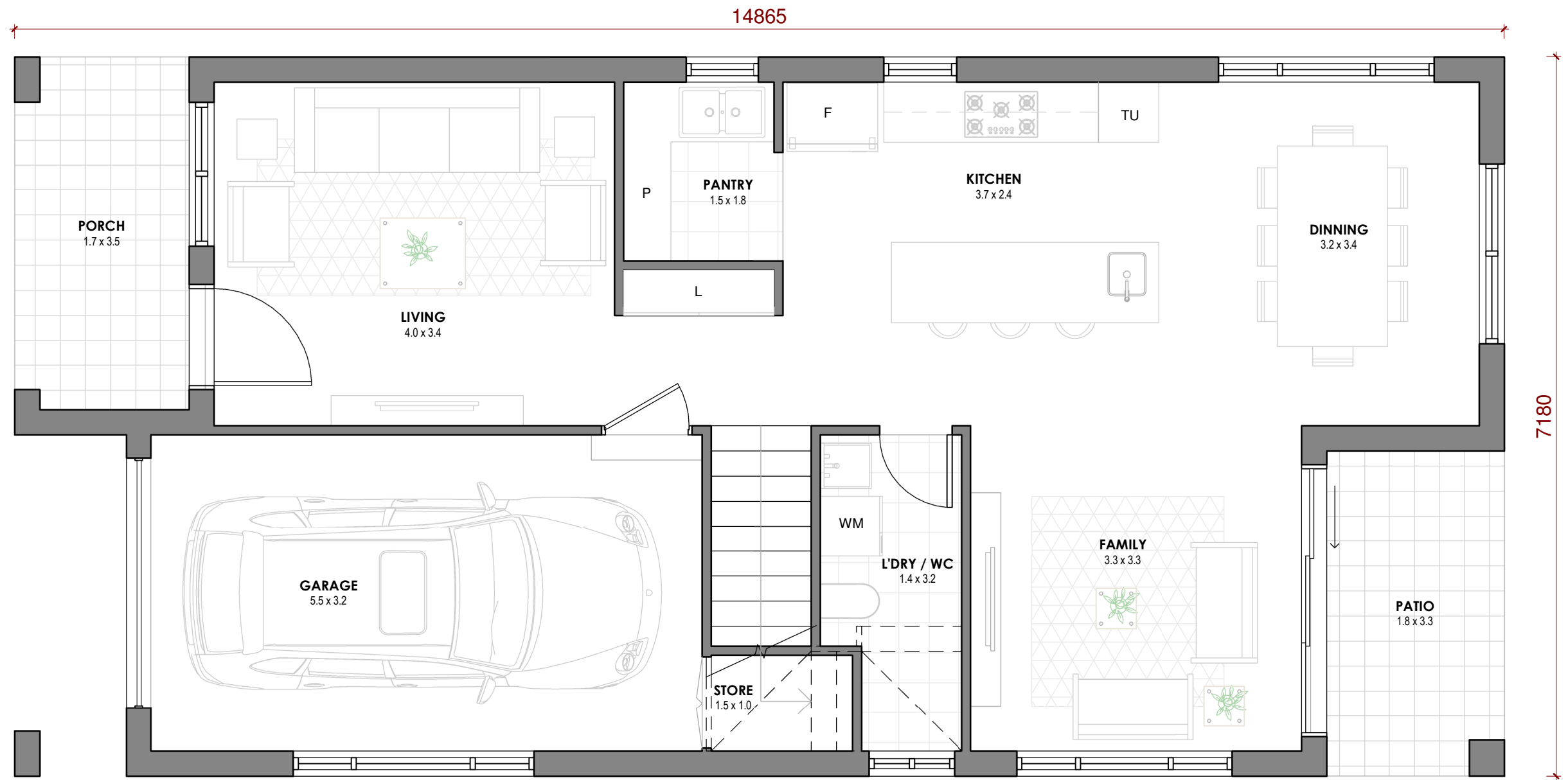
LOT 17 - ELEVATION

DISCLAIMER:-

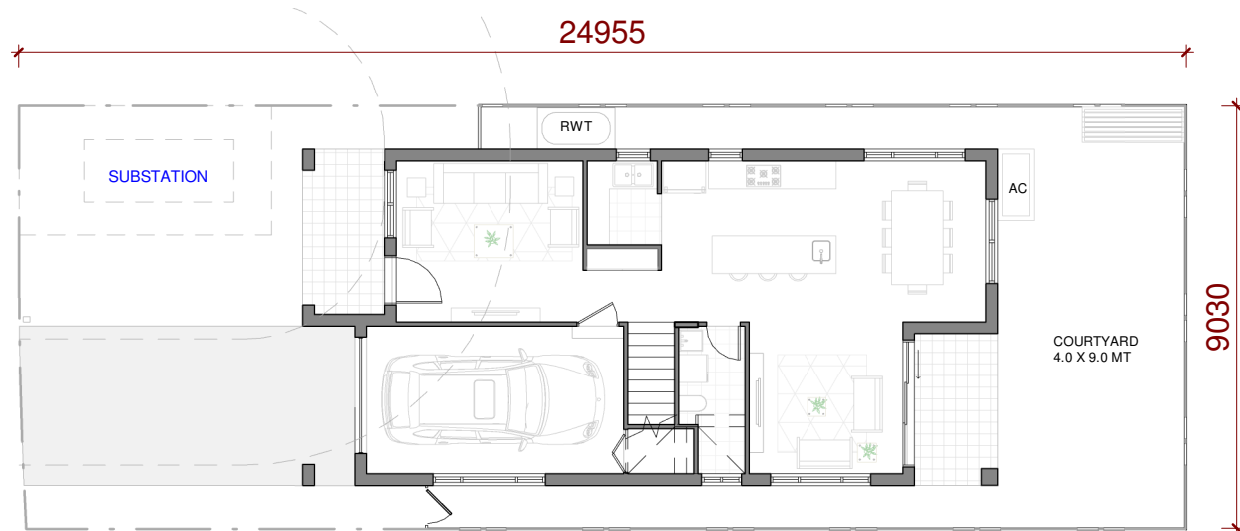
THIS PLAN IS ONLY FOR ILLUSTRATIVE PURPOSE AND FOR MARKETING PURPOSE. AREAS ARE INDICATIVE AND SUBJECT TO FURTHER CHANGE AS PER UNITS. **DRIVEWAYS** MAY CHANGE/FLIP AS PER UNIT SELECTED. PRIVATE OPEN SPACE AREA WILL DIFFER UNIT TO UNIT. ROOM SIZE IS INCLUDING ROBES. EXTRA CAR SPACE IS SUBJECT TO CHANGE AS ALLOTTED TO DIFFERENT LOTS. WINDOWS AND DOOR SIZES ARE INDICATIVE ONLY. EASEMENT CAN AFFECT THE FRONT SET BACK OF THE HOUSE. **RETAINING WALLS MAY BE ADDED AS PER SITE LEVELS DURING CONSTRUCTION STAGE.**

LOT 17

8/05/2021 4:49:22 PM



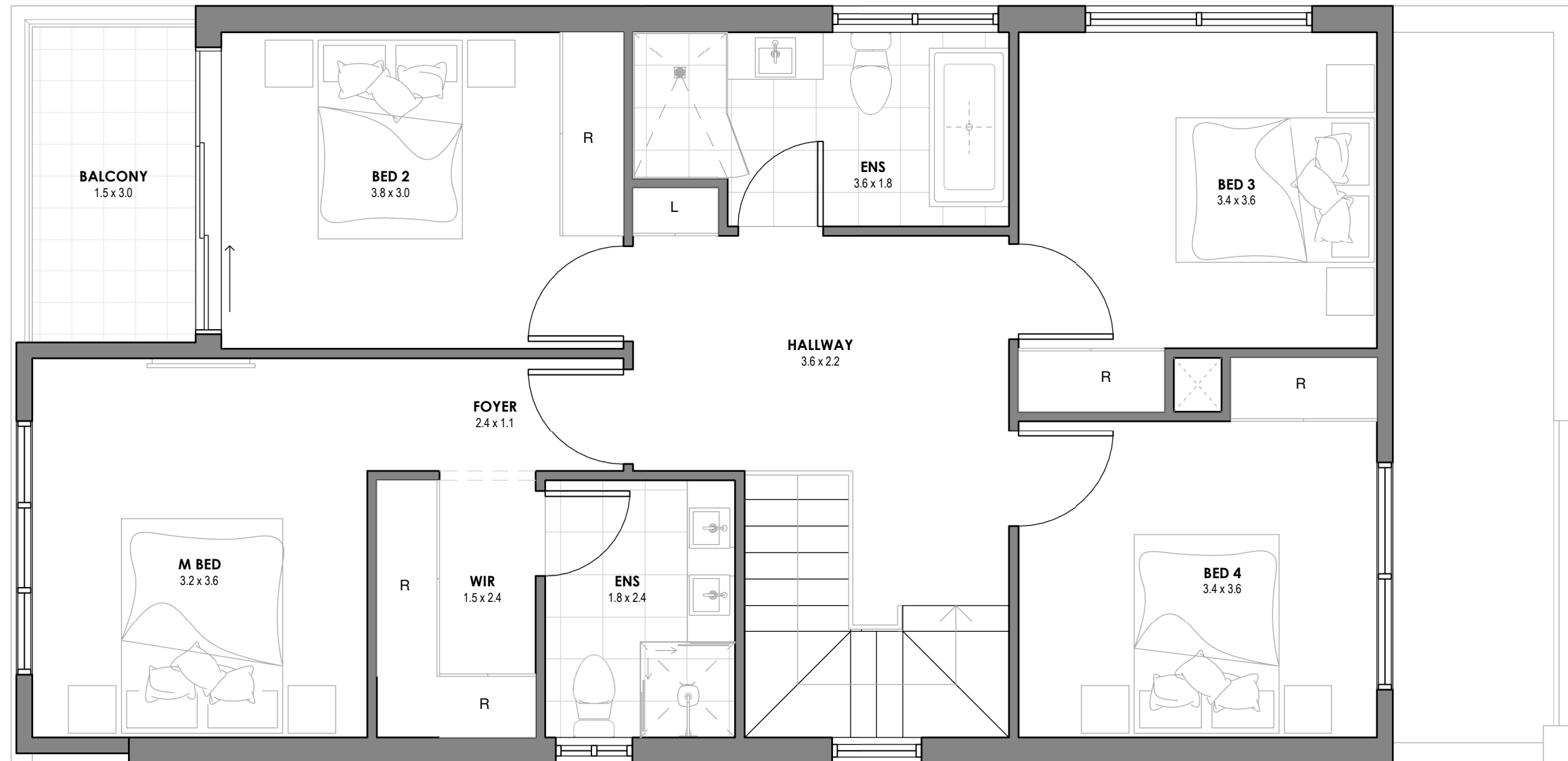
GROUND FLOOR PLAN



LOT PLAN

DISCLAIMER:-

THIS PLAN IS ONLY FOR ILLUSTRATIVE PURPOSE AND FOR MARKETING PURPOSE. AREAS ARE INDICATIVE AND SUBJECT TO FURTHER CHANGE AS PER UNITS. **DRIVEWAYS** MAY CHANGE/FLIP AS PER UNIT SELECTED. PRIVATE OPEN SPACE AREA WILL DIFFER UNIT TO UNIT. ROOM SIZE IS INCLUDING ROBES. EXTRA CAR SPACE IS SUBJECT TO CHANGE AS ALLOTTED TO DIFFERENT LOTS. WINDOWS AND DOOR SIZES ARE INDICATIVE ONLY. EASEMENT CAN AFFECT THE FRONT SET BACK OF THE HOUSE. **RETAINING WALLS MAY BE ADDED AS PER SITE LEVELS DURING CONSTRUCTION STAGE.**



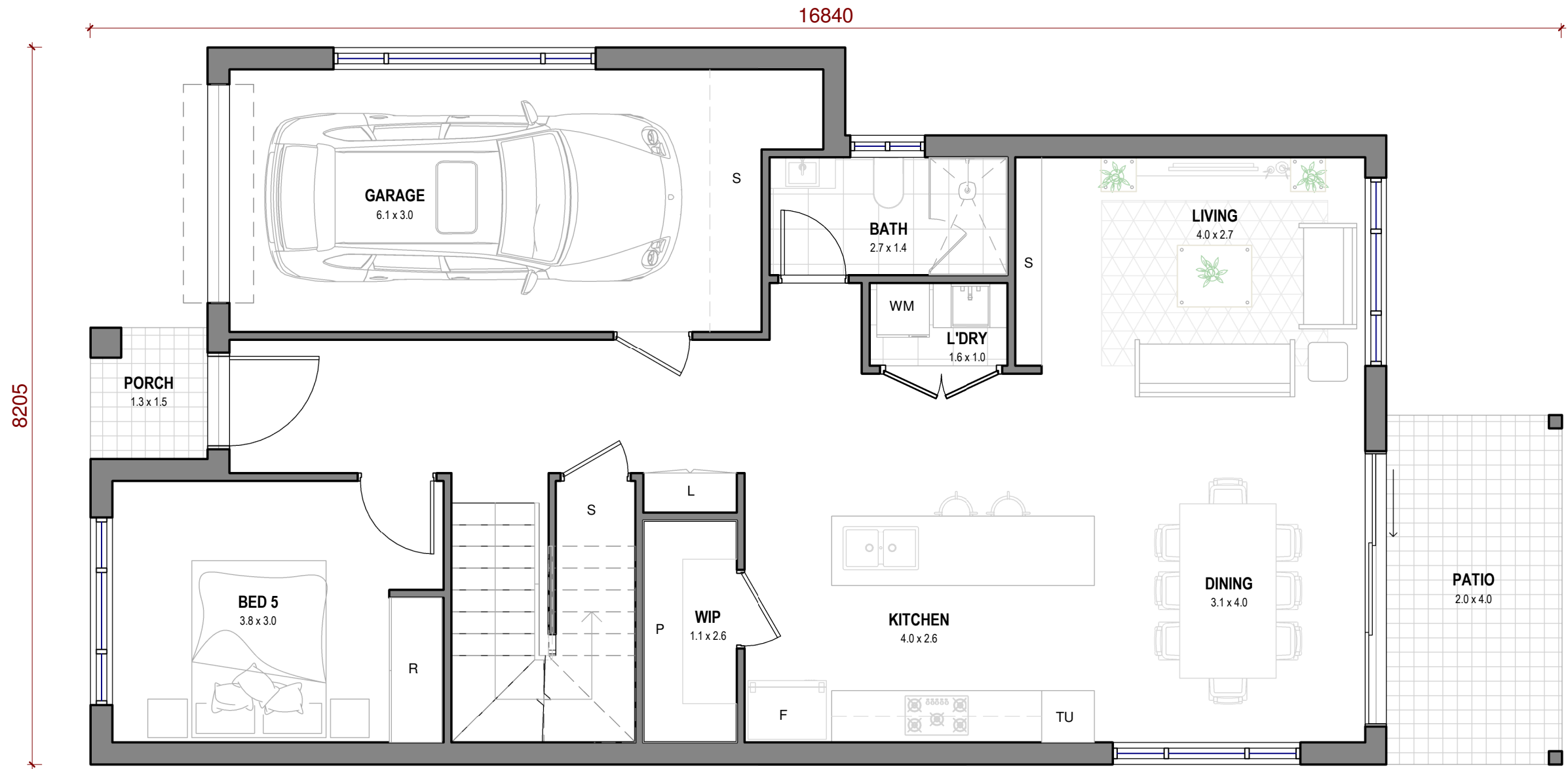
LOT 18 - FIRST FLOOR

DISCLAIMER:-

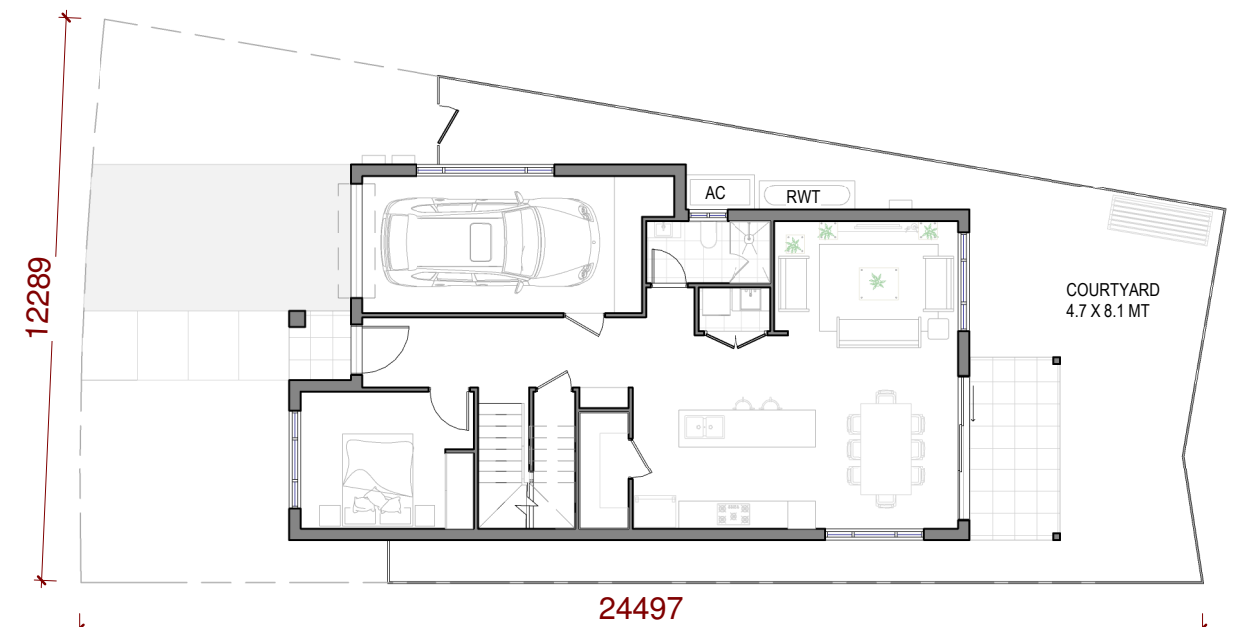
THIS PLAN IS ONLY FOR ILLUSTRATIVE PURPOSE AND FOR MARKETING PURPOSE. AREAS ARE INDICATIVE AND SUBJECT TO FURTHER CHANGE AS PER UNITS. **DRIVEWAYS** MAY CHANGE/FLIP AS PER UNIT SELECTED. PRIVATE OPEN SPACE AREA WILL DIFFER UNIT TO UNIT. ROOM SIZE IS INCLUDING ROBES. EXTRA CAR SPACE IS SUBJECT TO CHANGE AS ALLOTTED TO DIFFERENT LOTS. WINDOWS AND DOOR SIZES ARE INDICATIVE ONLY. EASEMENT CAN AFFECT THE FRONT SET BACK OF THE HOUSE. **RETAINING WALLS MAY BE ADDED AS PER SITE LEVELS DURING CONSTRUCTION STAGE.**

LOT 18

27/04/2021 10:51:42 AM



GROUND FLOOR PLAN



DISCLAIMER:-

THIS PLAN IS ONLY FOR ILLUSTRATIVE PURPOSE AND FOR MARKETING PURPOSE. AREAS ARE INDICATIVE AND SUBJECT TO FURTHER CHANGE AS PER UNITS. **DRIVEWAYS** MAY CHANGE/FLIP AS PER UNIT SELECTED. PRIVATE OPEN SPACE AREA WILL DIFFER UNIT TO UNIT. ROOM SIZE IS INCLUDING ROBES. EXTRA CAR SPACE IS SUBJECT TO CHANGE AS ALLOTTED TO DIFFERENT LOTS. WINDOWS AND DOOR SIZES ARE INDICATIVE ONLY. EASEMENT CAN AFFECT THE FRONT SET BACK OF THE HOUSE. **RETAINING WALLS MAY BE ADDED AS PER SITE LEVELS DURING CONSTRUCTION STAGE.**



Contact Us :- 1300 341 760
info@bathla.com.au
137 Gilba Road Girraween NSW 2145

LOT 19
47 ALANA AVENUE
QUAKERS HILL

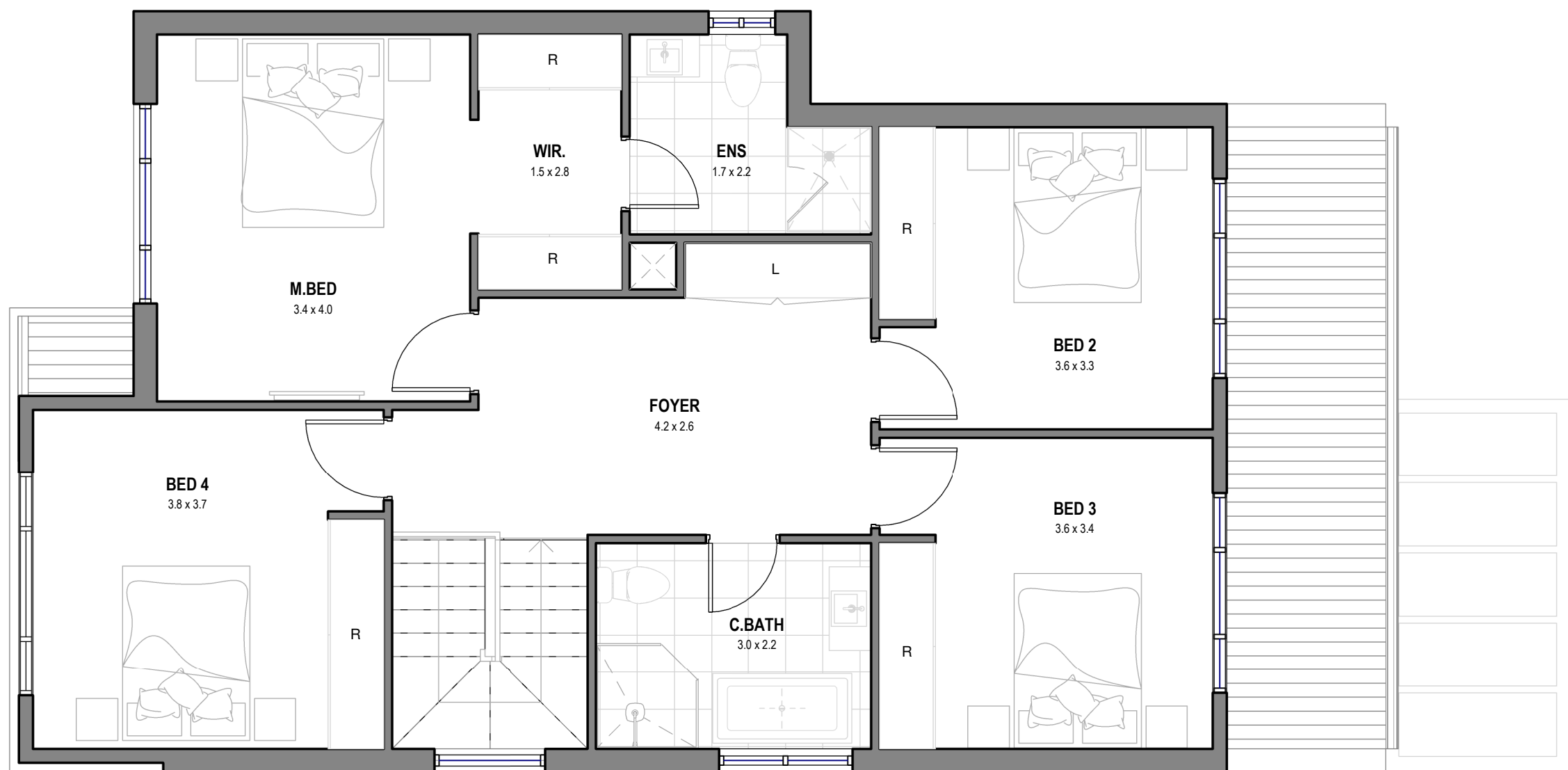


TOTAL LAND AREA -250 m² (24.5 MT X 12.3MT)

Ground Floor (Incl. Garage, Porch and Patio)	119 m ²	12.8 Squares
First Floor (Incl. Balcony if shown in the plan)	97 m ²	10.5 Squares
Open space (Incl. Back & Front Courtyard)	131 m ²	
TOTAL AREA:- (GROUND FLOOR + FIRST FLOOR AREA) (SQUARES AND m ²)	216 m ²	23.3 Squares

LOT NORTH

LOT 19
30/03/2021 2:05:10 PM



LOT 19 - FIRST FLOOR

DISCLAIMER:-

THIS PLAN IS ONLY FOR ILLUSTRATIVE PURPOSE AND FOR MARKETING PURPOSE. AREAS ARE INDICATIVE AND SUBJECT TO FURTHER CHANGE AS PER UNITS. **DRIVEWAYS** MAY CHANGE/FLIP AS PER UNIT SELECTED. PRIVATE OPEN SPACE AREA WILL DIFFER UNIT TO UNIT. ROOM SIZE IS INCLUDING ROBES. EXTRA CAR SPACE IS SUBJECT TO CHANGE AS ALLOTTED TO DIFFERENT LOTS. WINDOWS AND DOOR SIZES ARE INDICATIVE ONLY. EASEMENT CAN AFFECT THE FRONT SET BACK OF THE HOUSE. **RETAINING WALLS MAY BE ADDED AS PER SITE LEVELS DURING CONSTRUCTION STAGE.**



24497



COURTYARD
4.8 X 8.1 MT

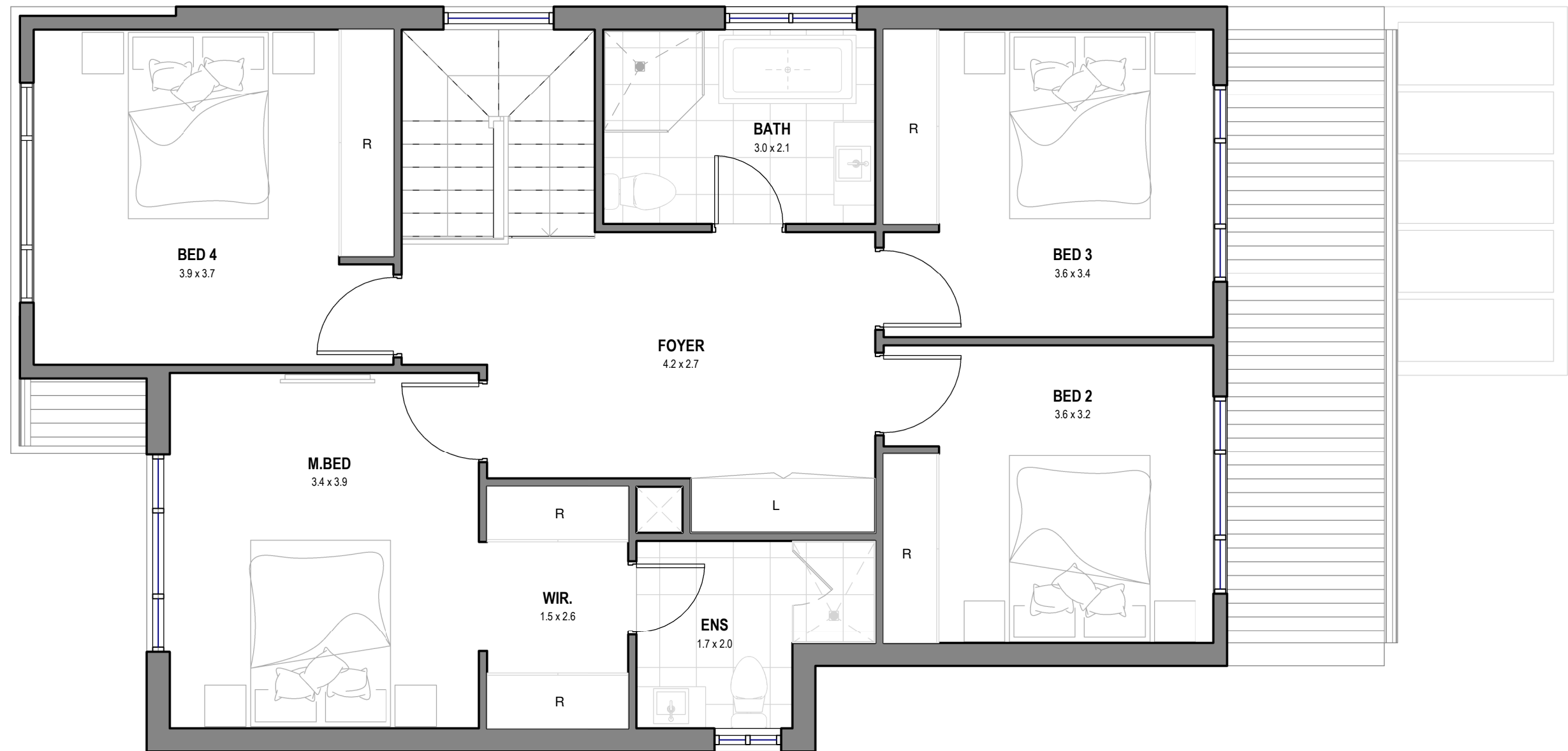
THIS PLAN IS ONLY FOR ILLUSTRATIVE PURPOSE AND FOR MARKETING PURPOSE. AREAS ARE INDICATIVE AND SUBJECT TO FURTHER CHANGE AS PER UNITS. **DRIVEWAYS** MAY CHANGE/FLIP AS PER UNIT SELECTED. PRIVATE OPEN SPACE AREA WILL DIFFER UNIT TO UNIT. ROOM SIZE IS INCLUDING ROBES. EXTRA CAR SPACE IS SUBJECT TO CHANGE AS ALLOTTED TO DIFFERENT LOTS. WINDOWS AND DOOR SIZES ARE INDICATIVE ONLY. EASEMENT CAN AFFECT THE FRONT SET BACK OF THE HOUSE. **RETAINING WALLS MAY BE ADDED AS PER SITE LEVELS DURING CONSTRUCTION STAGE.**

LOT
NORTH



LOT 20

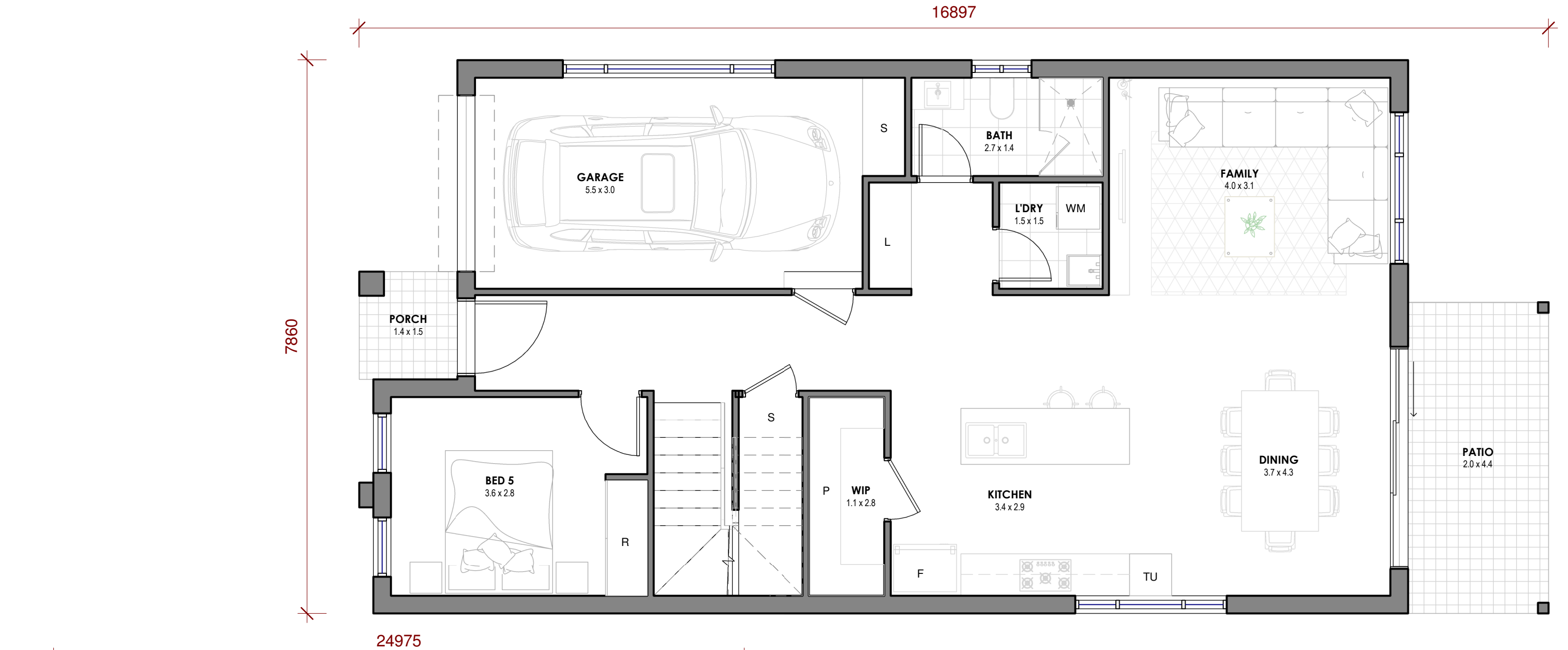
30/03/2021 2:06:32 PM



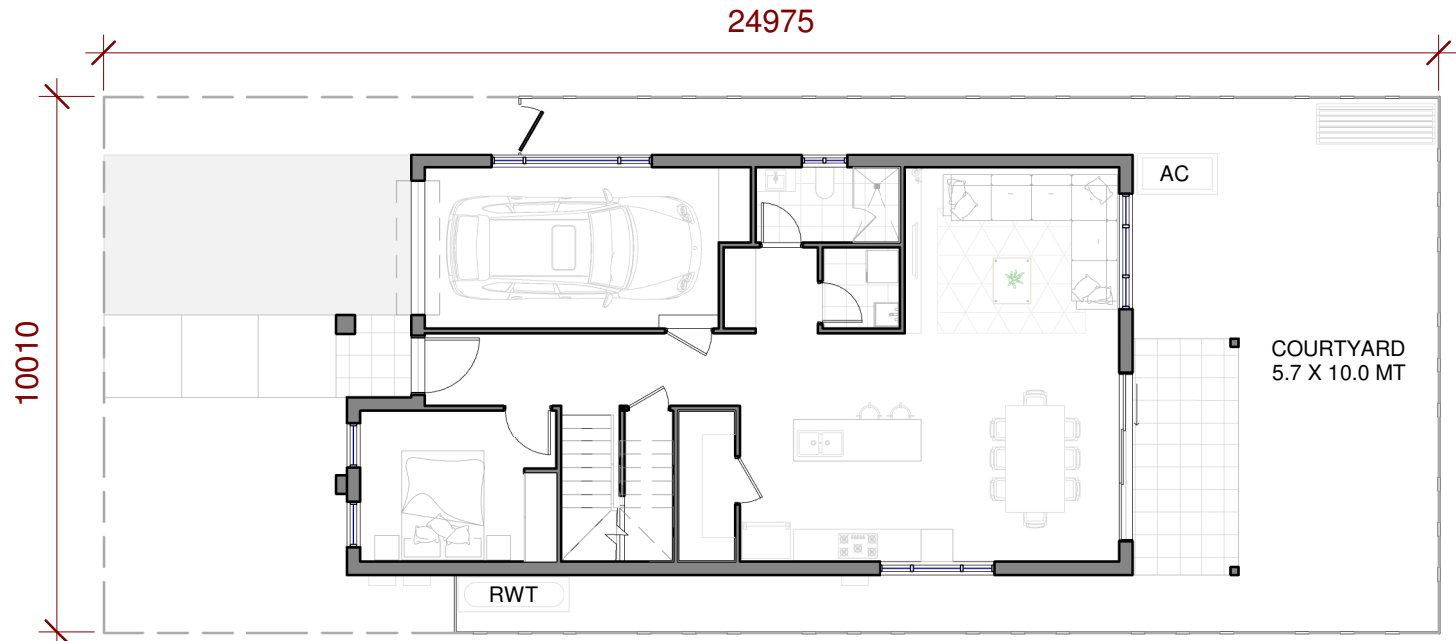
LOT 20 - FIRST FLOOR

DISCLAIMER:-

THIS PLAN IS ONLY FOR ILLUSTRATIVE PURPOSE AND FOR MARKETING PURPOSE. AREAS ARE INDICATIVE AND SUBJECT TO FURTHER CHANGE AS PER UNITS. DRIVEWAYS MAY CHANGE/FLIP AS PER UNIT SELECTED. PRIVATE OPEN SPACE AREA WILL DIFFER UNIT TO UNIT. ROOM SIZE IS INCLUDING ROBES. EXTRA CAR SPACE IS SUBJECT TO CHANGE AS ALLOTTED TO DIFFERENT LOTS. WINDOWS AND DOOR SIZES ARE INDICATIVE ONLY. EASEMENT CAN AFFECT THE FRONT SET BACK OF THE HOUSE. RETAINING WALLS MAY BE ADDED AS PER SITE LEVELS DURING CONSTRUCTION STAGE.



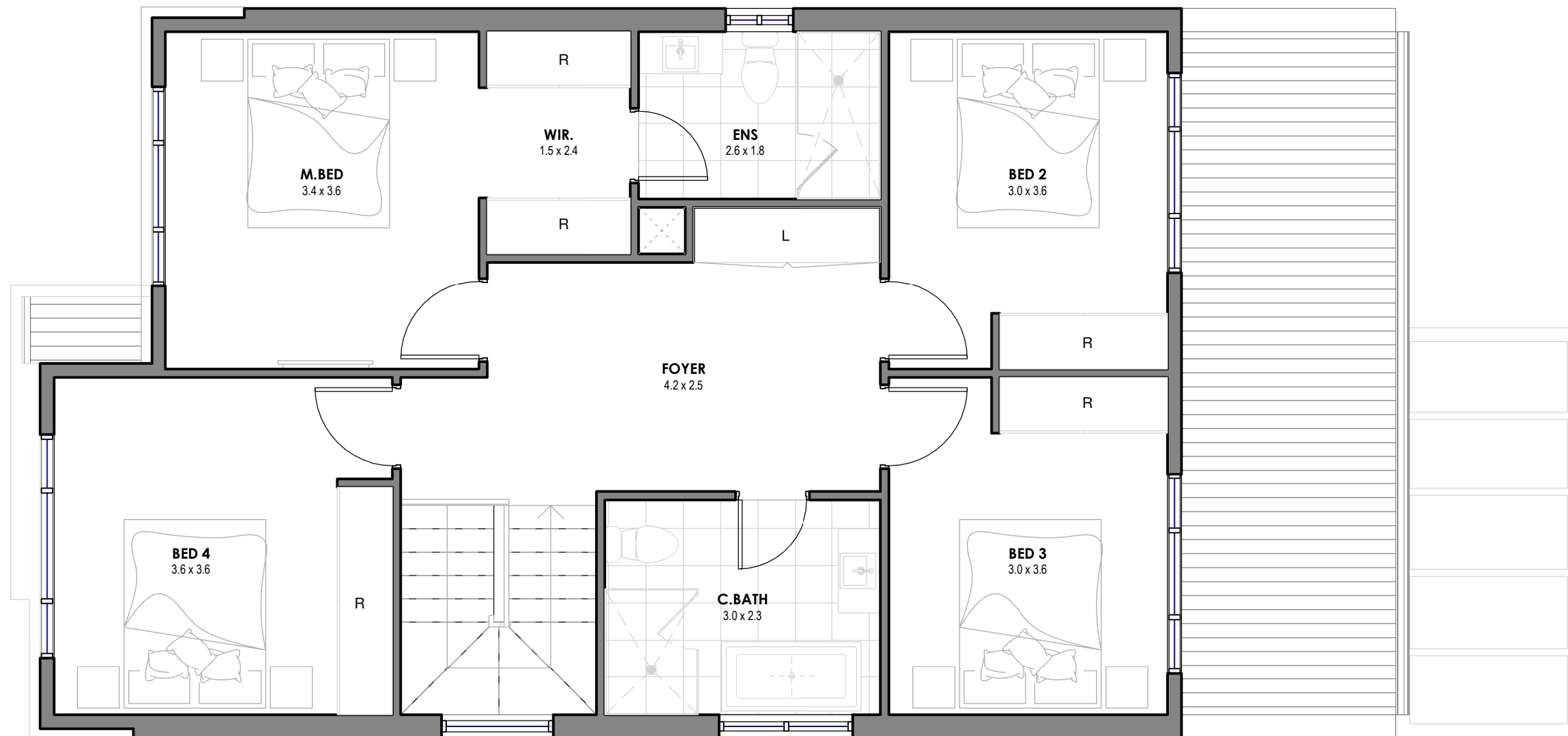
GROUND FLOOR PLAN



LOT PLAN

DISCLAIMER:-
THIS PLAN IS ONLY FOR ILLUSTRATIVE PURPOSE AND FOR MARKETING PURPOSE. AREAS ARE INDICATIVE AND SUBJECT TO FURTHER CHANGE AS PER UNITS. **DRIVEWAYS** MAY CHANGE/FLIP AS PER UNIT SELECTED. PRIVATE OPEN SPACE AREA WILL DIFFER UNIT TO UNIT. ROOM SIZE IS INCLUDING ROBES. EXTRA CAR SPACE IS SUBJECT TO CHANGE AS ALLOTTED TO DIFFERENT LOTS. WINDOWS AND DOOR SIZES ARE INDICATIVE ONLY. EASEMENT CAN AFFECT THE FRONT SET BACK OF THE HOUSE. **RETAINING WALLS MAY BE ADDED AS PER SITE LEVELS DURING CONSTRUCTION STAGE.**

Ground Floor (Incl. Garage,Porch and Patio)	121 m ²	13.1 Squares
First Floor (Incl. Balcony if shown in the plan)	92 m ²	9.9 Squares
Open space (Incl. Back & Front Courtyard)	129 m ²	
TOTAL AREA:- (GROUND FLOOR + FIRST FLOOR AREA) (SQUARES AND m ²)	213 m ²	22.9 Squares



LOT 21 - FIRST FLOOR

DISCLAIMER:-

THIS PLAN IS ONLY FOR ILLUSTRATIVE PURPOSE AND FOR MARKETING PURPOSE. AREAS ARE INDICATIVE AND SUBJECT TO FURTHER CHANGE AS PER UNITS. **DRIVEWAYS** MAY CHANGE/FLIP AS PER UNIT SELECTED. PRIVATE OPEN SPACE AREA WILL DIFFER UNIT TO UNIT. ROOM SIZE IS INCLUDING ROBES. EXTRA CAR SPACE IS SUBJECT TO CHANGE AS ALLOTTED TO DIFFERENT LOTS. WINDOWS AND DOOR SIZES ARE INDICATIVE ONLY. EASEMENT CAN AFFECT THE FRONT SET BACK OF THE HOUSE. **RETAINING WALLS MAY BE ADDED AS PER SITE LEVELS DURING CONSTRUCTION STAGE.**

LOT 21

28/04/2021 4:45:36 PM



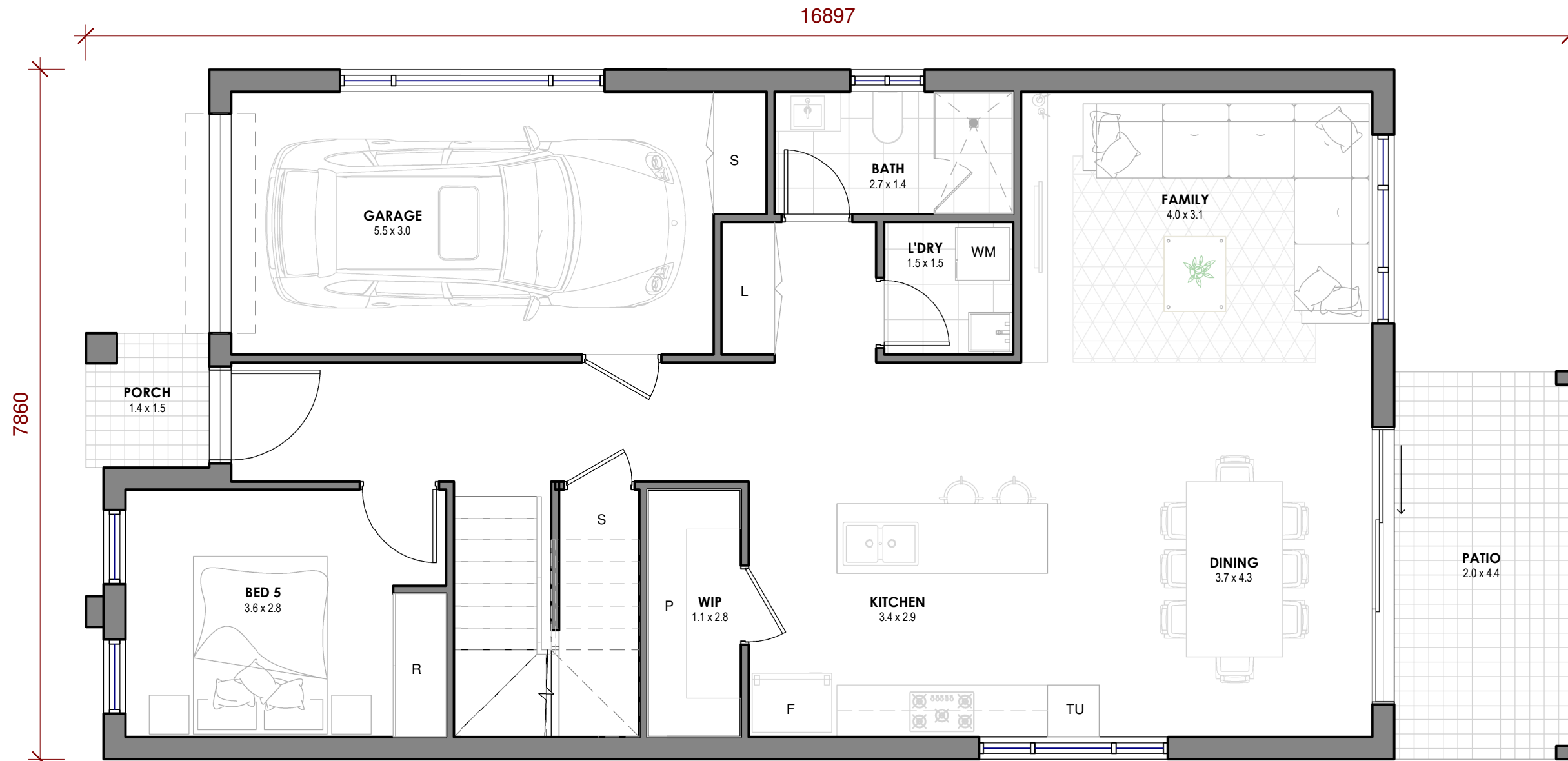
LOT 21 - ELEVATION

DISCLAIMER:-

THIS PLAN IS ONLY FOR ILLUSTRATIVE PURPOSE AND FOR MARKETING PURPOSE. AREAS ARE INDICATIVE AND SUBJECT TO FURTHER CHANGE AS PER UNITS. **DRIVEWAYS** MAY CHANGE/FLIP AS PER UNIT SELECTED. PRIVATE OPEN SPACE AREA WILL DIFFER UNIT TO UNIT. ROOM SIZE IS INCLUDING ROBES. EXTRA CAR SPACE IS SUBJECT TO CHANGE AS ALLOTTED TO DIFFERENT LOTS. WINDOWS AND DOOR SIZES ARE INDICATIVE ONLY. EASEMENT CAN AFFECT THE FRONT SET BACK OF THE HOUSE. **RETAINING WALLS MAY BE ADDED AS PER SITE LEVELS DURING CONSTRUCTION STAGE.**

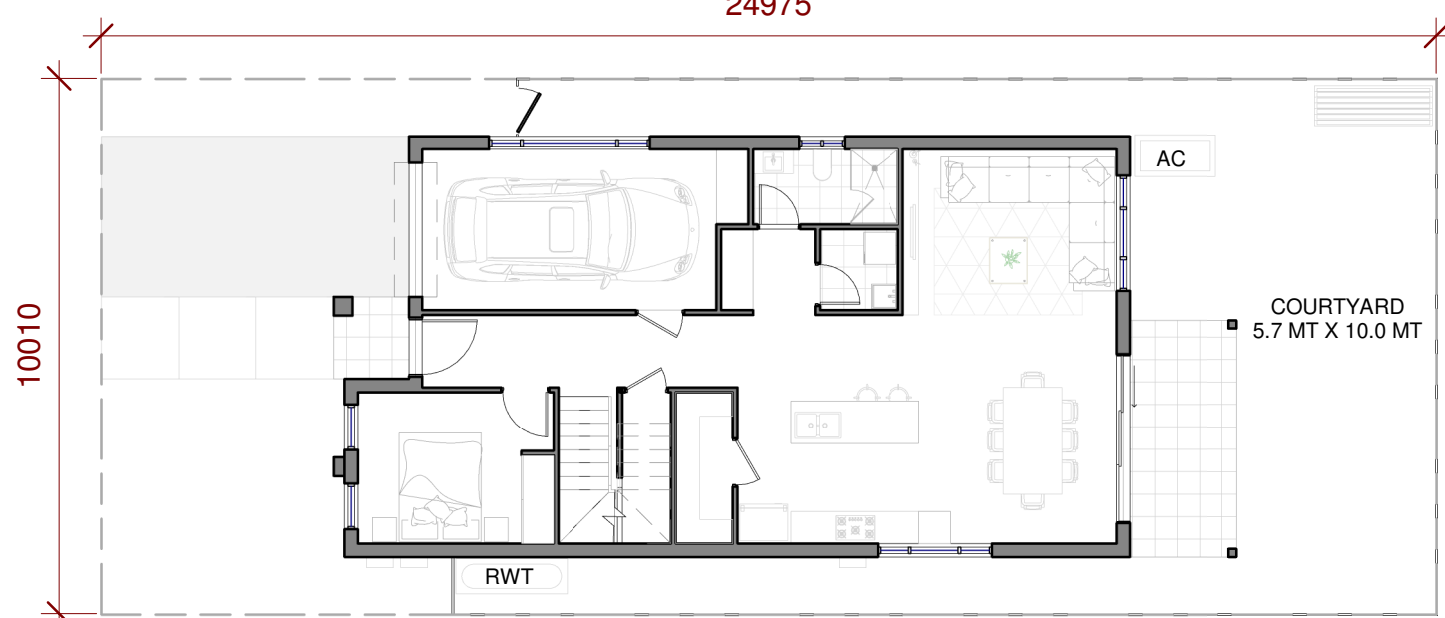
LOT 21

28/04/2021 4:45:41 PM



24975

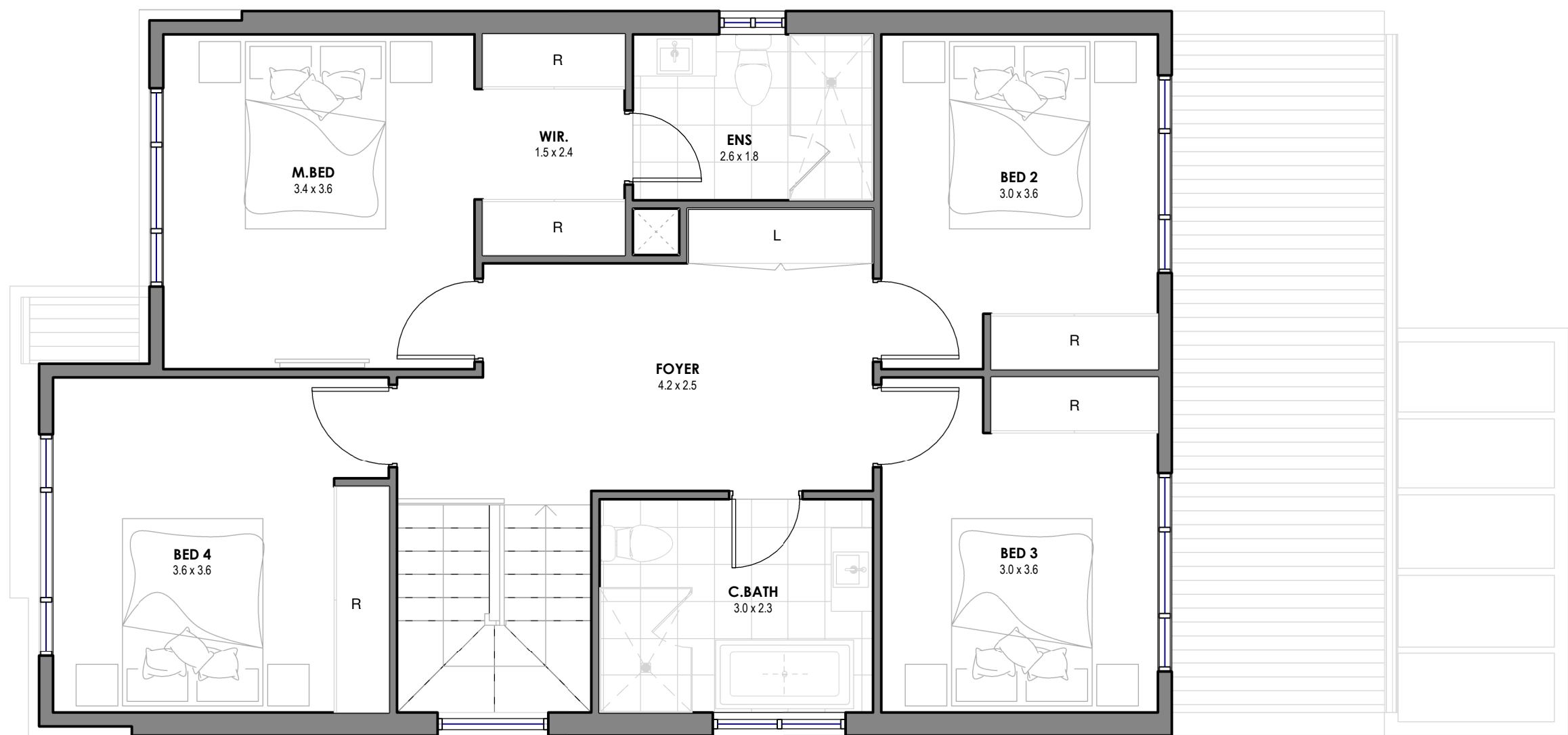
GROUND FLOOR PLAN



LOT PLAN

DISCLAIMER:-
THIS PLAN IS ONLY FOR ILLUSTRATIVE PURPOSE AND FOR MARKETING PURPOSE. AREAS ARE INDICATIVE AND SUBJECT TO FURTHER CHANGE AS PER UNITS. **DRIVEWAYS** MAY CHANGE/FLIP AS PER UNIT SELECTED. PRIVATE OPEN SPACE AREA WILL DIFFER UNIT TO UNIT. ROOM SIZE IS INCLUDING ROBES. EXTRA CAR SPACE IS SUBJECT TO CHANGE AS ALLOTTED TO DIFFERENT LOTS. WINDOWS AND DOOR SIZES ARE INDICATIVE ONLY. EASEMENT CAN AFFECT THE FRONT SET BACK OF THE HOUSE. **RETAINING WALLS MAY BE ADDED AS PER SITE LEVELS DURING CONSTRUCTION STAGE.**

TOTAL LAND AREA -250 m ² (24.9 MT X 10.0MT)			
Ground Floor (Incl. Garage,Porch and Patio)	121 m ²	13.1 Squares	
First Floor (Incl. Balcony if shown in the plan)	92 m ²	9.9 Squares	
Open space (Incl. Back & Front Courtyard)	129 m ²		
TOTAL AREA:- (GROUND FLOOR + FIRST FLOOR AREA) (SQUARES AND m ²)	213 m ²	22.9 Squares	



LOT 26 - FIRST FLOOR

DISCLAIMER:-
 THIS PLAN IS ONLY FOR ILLUSTRATIVE PURPOSE AND FOR MARKETING PURPOSE.AREAS ARE INDICATIVE AND SUBJECT TO FURTHER CHANGE AS PER UNITS. **DRIVEWAYS** MAY CHANGE/FLIP AS PER UNIT SELECTED. PRIVATE OPEN SPACE AREA WILL DIFFER UNIT TO UNIT.ROOM SIZE IS INCLUDING ROBES.EXTRA CAR SPACE IS SUBJECT TO CHANGE AS ALLOTTED TO DIFFERENT LOTS.WINDOWS AND DOOR SIZES ARE INDICATIVE ONLY.EASMENT CAN AFFECT THE FRONT SET BACK OF THE HOUSE.
RETAINING WALLS MAY BE ADDED AS PER SITE LEVELS DURING CONSTRUCTION STAGE.



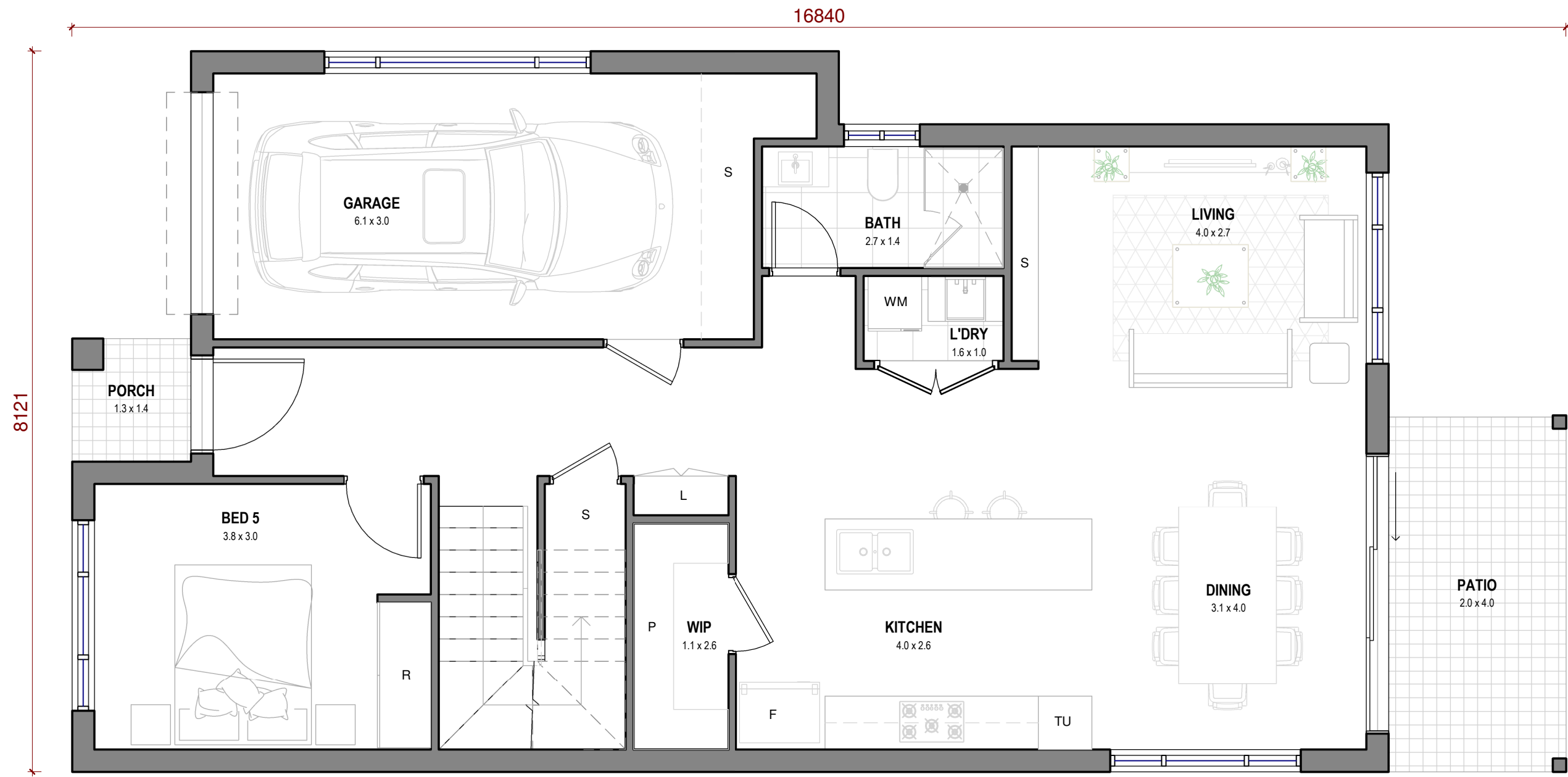
LOT 26 - ELEVATION

DISCLAIMER:-

THIS PLAN IS ONLY FOR ILLUSTRATIVE PURPOSE AND FOR MARKETING PURPOSE. AREAS ARE INDICATIVE AND SUBJECT TO FURTHER CHANGE AS PER UNITS. **DRIVEWAYS** MAY CHANGE/FLIP AS PER UNIT SELECTED. PRIVATE OPEN SPACE AREA WILL DIFFER UNIT TO UNIT. ROOM SIZE IS INCLUDING ROBES. EXTRA CAR SPACE IS SUBJECT TO CHANGE AS ALLOTTED TO DIFFERENT LOTS. WINDOWS AND DOOR SIZES ARE INDICATIVE ONLY. EASMENT CAN AFFECT THE FRONT SET BACK OF THE HOUSE. **RETAINING WALLS MAY BE ADDED AS PER SITE LEVELS DURING CONSTRUCTION STAGE.**

LOT 26

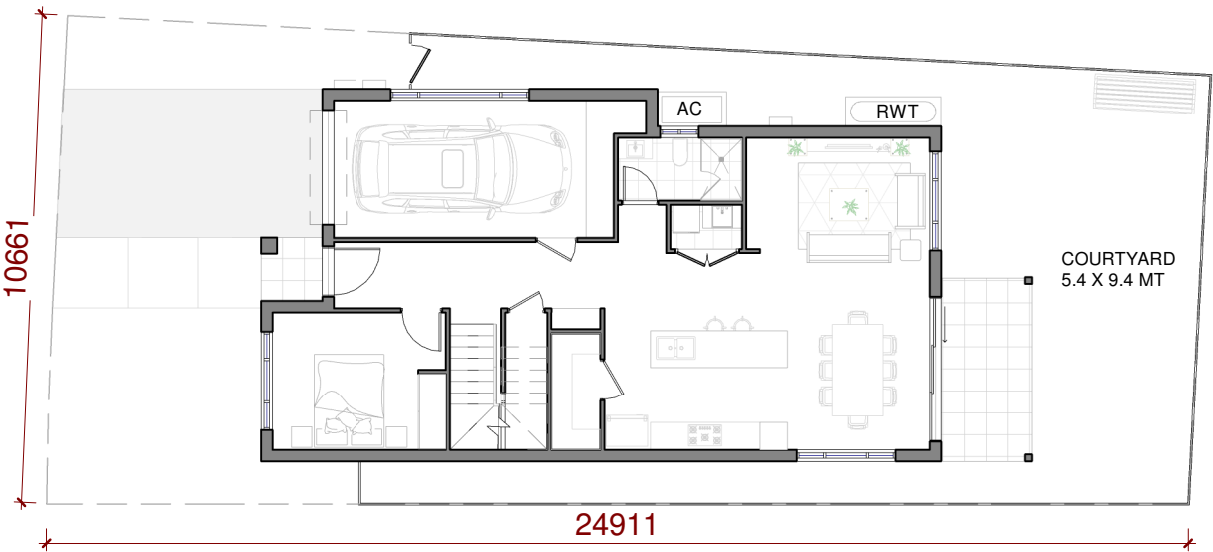
28/04/2021 4:42:55 PM


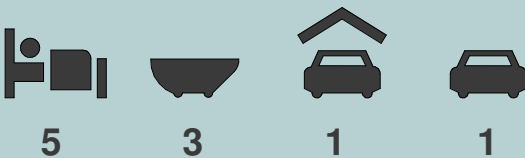



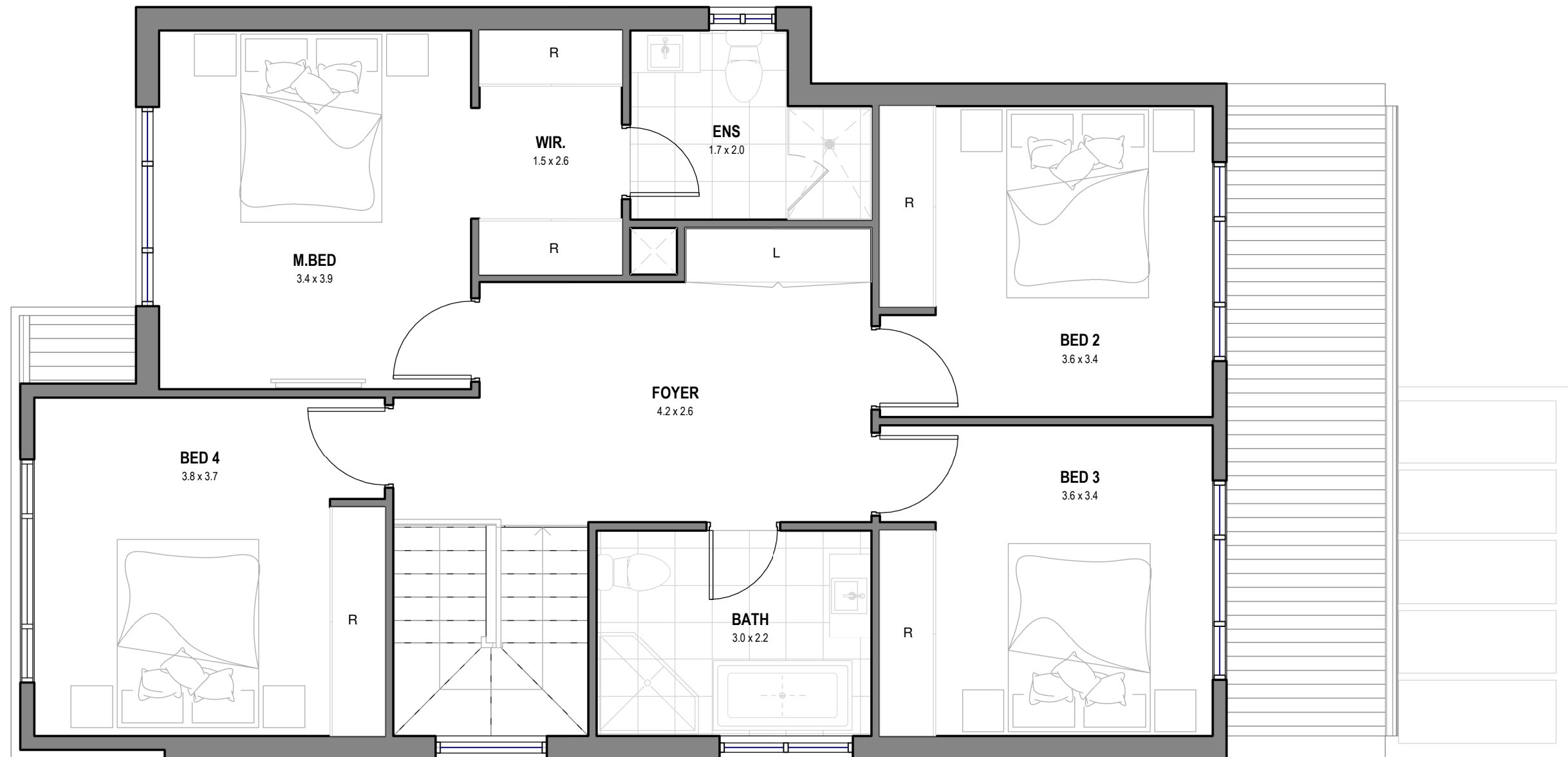
GROUND FLOOR PLAN

DISCLAIMER:-
THIS PLAN IS ONLY FOR ILLUSTRATIVE PURPOSE AND FOR MARKETING PURPOSE. AREAS ARE INDICATIVE AND SUBJECT TO FURTHER CHANGE AS PER UNITS. **DRIVEWAYS** MAY CHANGE/FLIP AS PER UNIT SELECTED. PRIVATE OPEN SPACE AREA WILL DIFFER UNIT TO UNIT. ROOM SIZE IS INCLUDING ROBES. EXTRA CAR SPACE IS SUBJECT TO CHANGE AS ALLOTTED TO DIFFERENT LOTS. WINDOWS AND DOOR SIZES ARE INDICATIVE ONLY. EASEMENT CAN AFFECT THE FRONT SET BACK OF THE HOUSE. **RETAINING WALLS MAY BE ADDED AS PER SITE LEVELS DURING CONSTRUCTION STAGE.**

LOT PLAN



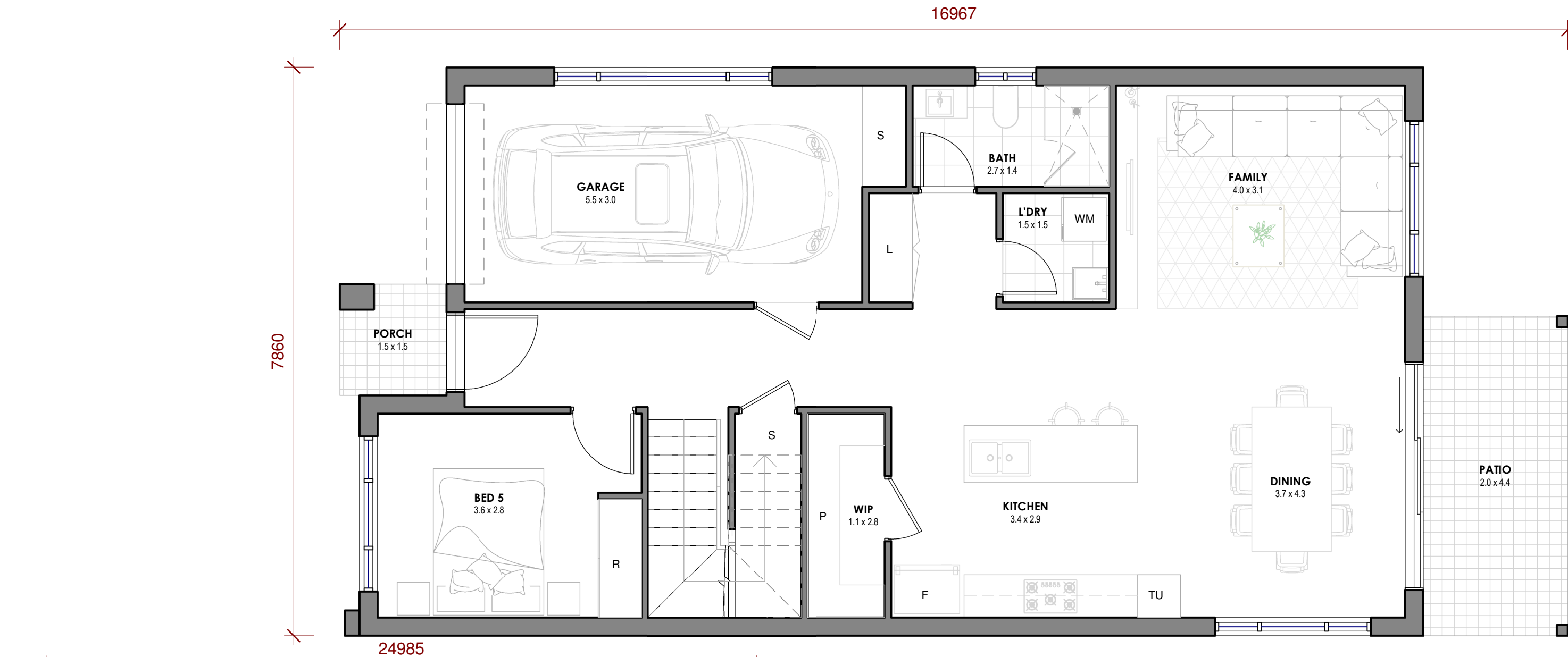
 Contact Us :- 1300 341 760 info@bathla.com.au 137 Gilba Road Girraween NSW 2145	LOT 28 65 ALANA AVENUE QUAKERS HILL	 DOUBLE STOREY SINGLE GARAGE	TOTAL LAND AREA -250 m² (24.9 MT X 10.7MT)		 LOT 28 30/03/2021 2:07:43 PM
			<i>Ground Floor</i> (Incl. Garage,Porch and Patio)	119 m ²	12.8 Squares
			<i>First Floor</i> (Incl. Balcony if shown in the plan)	97 m ²	10.4 Squares
			<i>Open space</i> (Incl. Back & Front Courtyard)	131 m ²	
			TOTAL AREA:- (GROUND FLOOR + FIRST FLOOR AREA) (SQUARES AND m ²)	216 m ²	23.3 Squares



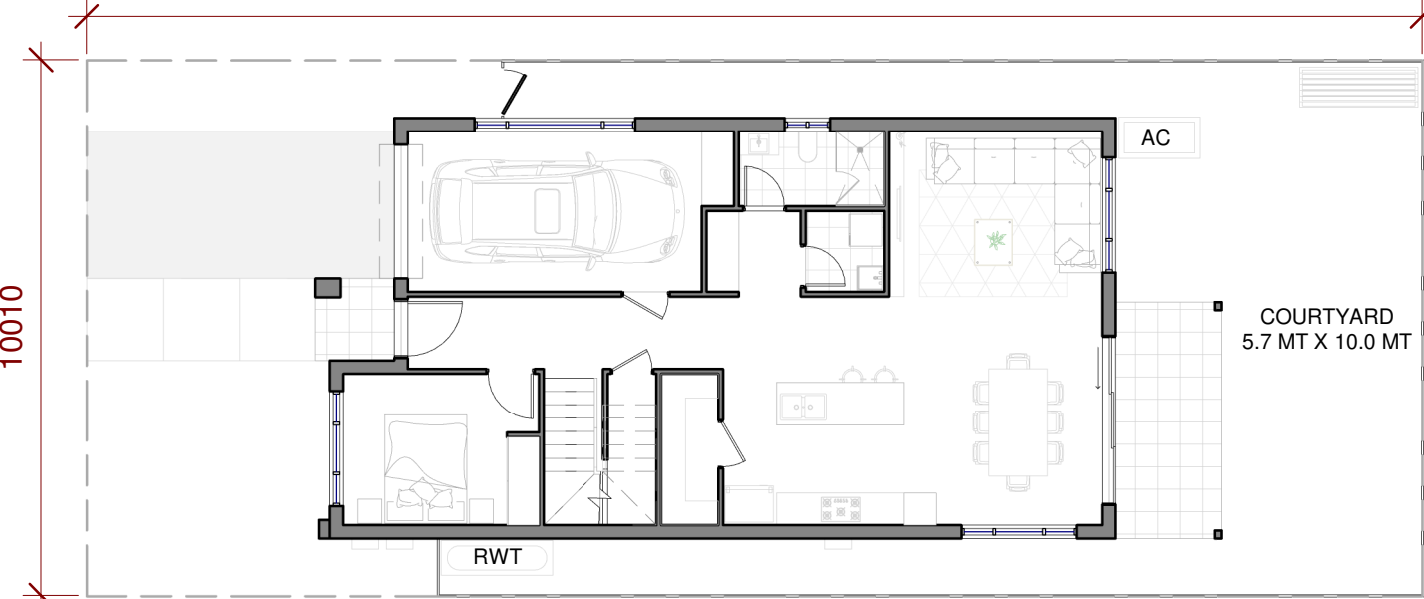
LOT 28 - FIRST FLOOR

DISCLAIMER:-

THIS PLAN IS ONLY FOR ILLUSTRATIVE PURPOSE AND FOR MARKETING PURPOSE. AREAS ARE INDICATIVE AND SUBJECT TO FURTHER CHANGE AS PER UNITS. **DRIVEWAYS** MAY CHANGE/FLIP AS PER UNIT SELECTED. PRIVATE OPEN SPACE AREA WILL DIFFER UNIT TO UNIT. ROOM SIZE IS INCLUDING ROBES. EXTRA CAR SPACE IS SUBJECT TO CHANGE AS ALLOTTED TO DIFFERENT LOTS. WINDOWS AND DOOR SIZES ARE INDICATIVE ONLY. EASEMENT CAN AFFECT THE FRONT SET BACK OF THE HOUSE. **RETAINING WALLS MAY BE ADDED AS PER SITE LEVELS DURING CONSTRUCTION STAGE.**




GROUND FLOOR PLAN



LOT PLAN


DISCLAIMER:-
THIS PLAN IS ONLY FOR ILLUSTRATIVE PURPOSE AND FOR MARKETING PURPOSE. AREAS ARE INDICATIVE AND SUBJECT TO FURTHER CHANGE AS PER UNITS. **DRIVEWAYS** MAY CHANGE/FLIP AS PER UNIT SELECTED. PRIVATE OPEN SPACE AREA WILL DIFFER UNIT TO UNIT. ROOM SIZE IS INCLUDING ROBES. EXTRA CAR SPACE IS SUBJECT TO CHANGE AS ALLOTTED TO DIFFERENT LOTS. WINDOWS AND DOOR SIZES ARE INDICATIVE ONLY. EASEMENT CAN AFFECT THE FRONT SET BACK OF THE HOUSE. **RETAINING WALLS MAY BE ADDED AS PER SITE LEVELS DURING CONSTRUCTION STAGE.**



The Bathla Group
BUILDING DREAMS TOGETHER

Contact Us :- 1300 341 760
info@bathla.com.au
137 Gilba Road Girraween NSW 2145

LOT 34
ALANA AVENUE
QUAKERS HILL

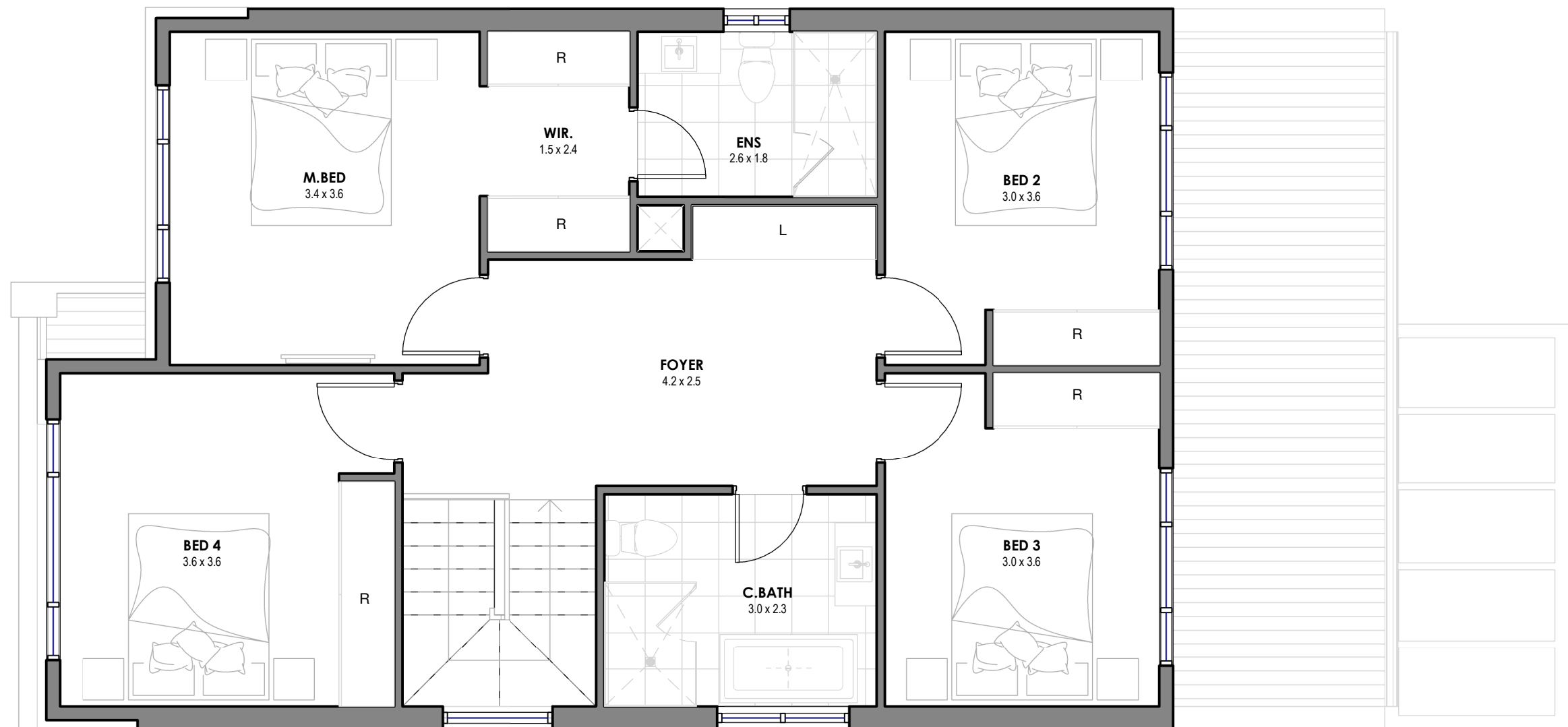


5 3 1 1

DOUBLE STOREY SINGLE GARAGE

TOTAL LAND AREA -250 m ² (24.9 MT X 10.0MT)		LOT NORTH
Ground Floor (Incl. Garage,Porch and Patio)	121 m ² 13.1 Squares	
First Floor (Incl. Balcony if shown in the plan)	92 m ² 9.9 Squares	
Open space (Incl. Back & Front Courtyard)	129 m ²	
TOTAL AREA:- (GROUND FLOOR + FIRST FLOOR AREA) (SQUARES AND m ²)	213 m ² 22.9 Squares	LOT 34

28/04/2021 4:39:46 PM



LOT 34 - FIRST FLOOR

DISCLAIMER:-

THIS PLAN IS ONLY FOR ILLUSTRATIVE PURPOSE AND FOR MARKETING PURPOSE. AREAS ARE INDICATIVE AND SUBJECT TO FURTHER CHANGE AS PER UNITS. **DRIVEWAYS** MAY CHANGE/FLIP AS PER UNIT SELECTED. PRIVATE OPEN SPACE AREA WILL DIFFER UNIT TO UNIT. ROOM SIZE IS INCLUDING ROBES. EXTRA CAR SPACE IS SUBJECT TO CHANGE AS ALLOTTED TO DIFFERENT LOTS. WINDOWS AND DOOR SIZES ARE INDICATIVE ONLY. EASMENT CAN AFFECT THE FRONT SET BACK OF THE HOUSE. **RETAINING WALLS MAY BE ADDED AS PER SITE LEVELS DURING CONSTRUCTION STAGE.**

LOT 34

28/04/2021 4:39:48 PM



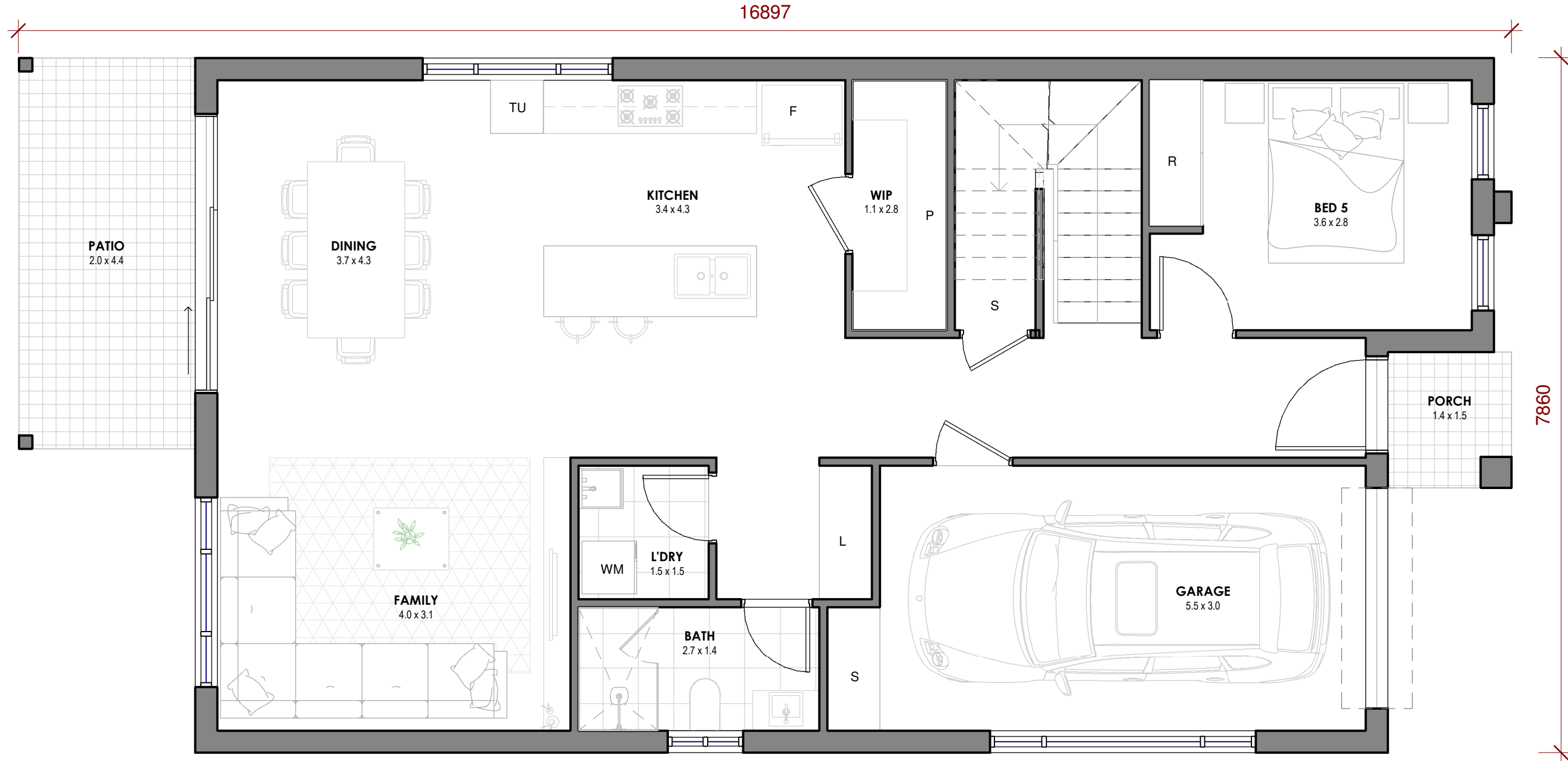
LOT 34 - ELEVATION

DISCLAIMER:-

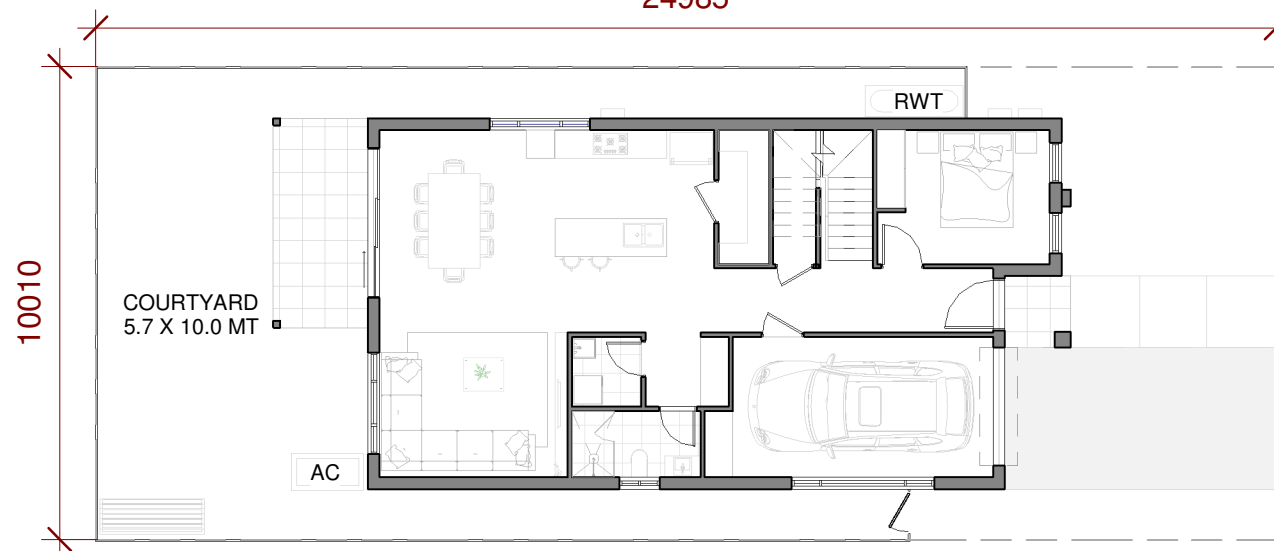
THIS PLAN IS ONLY FOR ILLUSTRATIVE PURPOSE AND FOR MARKETING PURPOSE. AREAS ARE INDICATIVE AND SUBJECT TO FURTHER CHANGE AS PER UNITS. **DRIVEWAYS** MAY CHANGE/FLIP AS PER UNIT SELECTED. PRIVATE OPEN SPACE AREA WILL DIFFER UNIT TO UNIT. ROOM SIZE IS INCLUDING ROBES. EXTRA CAR SPACE IS SUBJECT TO CHANGE AS ALLOTTED TO DIFFERENT LOTS. WINDOWS AND DOOR SIZES ARE INDICATIVE ONLY. EASEMENT CAN AFFECT THE FRONT SET BACK OF THE HOUSE. **RETAINING WALLS MAY BE ADDED AS PER SITE LEVELS DURING CONSTRUCTION STAGE.**

LOT 34

28/04/2021 4:39:54 PM



24985



LOT PLAN

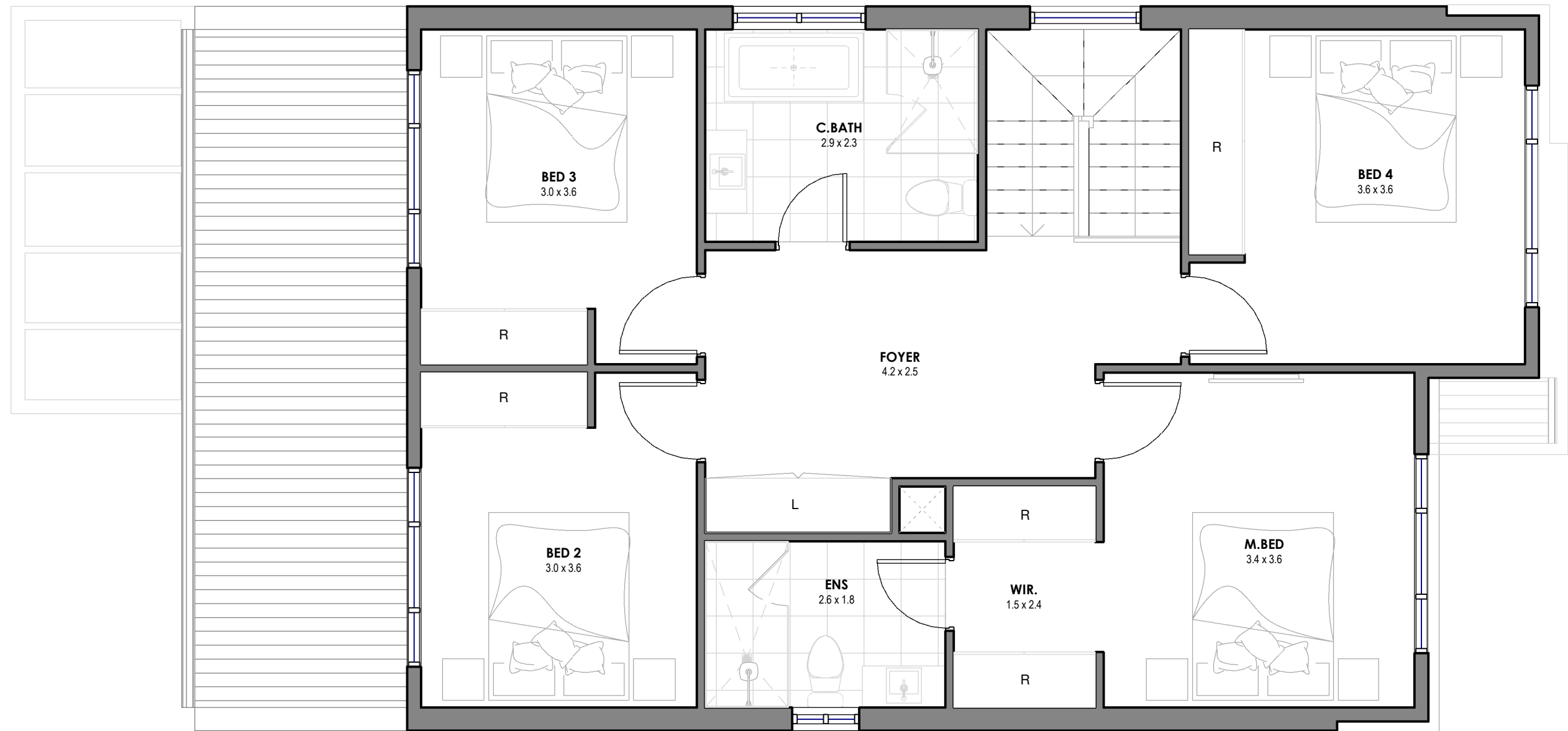
GROUND FLOOR PLAN

DISCLAIMER:-

THIS PLAN IS ONLY FOR ILLUSTRATIVE PURPOSE AND FOR MARKETING PURPOSE. AREAS ARE INDICATIVE AND SUBJECT TO FURTHER CHANGE AS PER UNITS. **DRIVEWAYS** MAY CHANGE/FLIP AS PER UNIT SELECTED. PRIVATE OPEN SPACE AREA WILL DIFFER UNIT TO UNIT. ROOM SIZE IS INCLUDING ROBES. EXTRA CAR SPACE IS SUBJECT TO CHANGE AS ALLOTTED TO DIFFERENT LOTS. WINDOWS AND DOOR SIZES ARE INDICATIVE ONLY. EASEMENT CAN AFFECT THE FRONT SET BACK OF THE HOUSE. **RETAINING WALLS MAY BE ADDED AS PER SITE LEVELS DURING CONSTRUCTION STAGE.**

TOTAL LAND AREA -250 m² (24.9 X 10.0 MT)

Ground Floor (Incl. Garage, Porch and Patio)	121 m ²	13.0 Squares
First Floor (Incl. Balcony if shown in the plan)	92 m ²	9.9 Squares
Open space (Incl. Back & Front Courtyard)	129 m ²	
TOTAL AREA:- (GROUND FLOOR + FIRST FLOOR AREA) (SQUARES AND m ²)	213 m ²	22.9 Squares



LOT 35 - FIRST FLOOR

DISCLAIMER:-

THIS PLAN IS ONLY FOR ILLUSTRATIVE PURPOSE AND FOR MARKETING PURPOSE. AREAS ARE INDICATIVE AND SUBJECT TO FURTHER CHANGE AS PER UNITS. DRIVEWAYS MAY CHANGE/FLIP AS PER UNIT SELECTED. PRIVATE OPEN SPACE AREA WILL DIFFER UNIT TO UNIT. ROOM SIZE IS INCLUDING ROBES. EXTRA CAR SPACE IS SUBJECT TO CHANGE AS ALLOTTED TO DIFFERENT LOTS. WINDOWS AND DOOR SIZES ARE INDICATIVE ONLY. EASEMENT CAN AFFECT THE FRONT SET BACK OF THE HOUSE. RETAINING WALLS MAY BE ADDED AS PER SITE LEVELS DURING CONSTRUCTION STAGE.

LOT 35

4/05/2021 4:33:58 PM



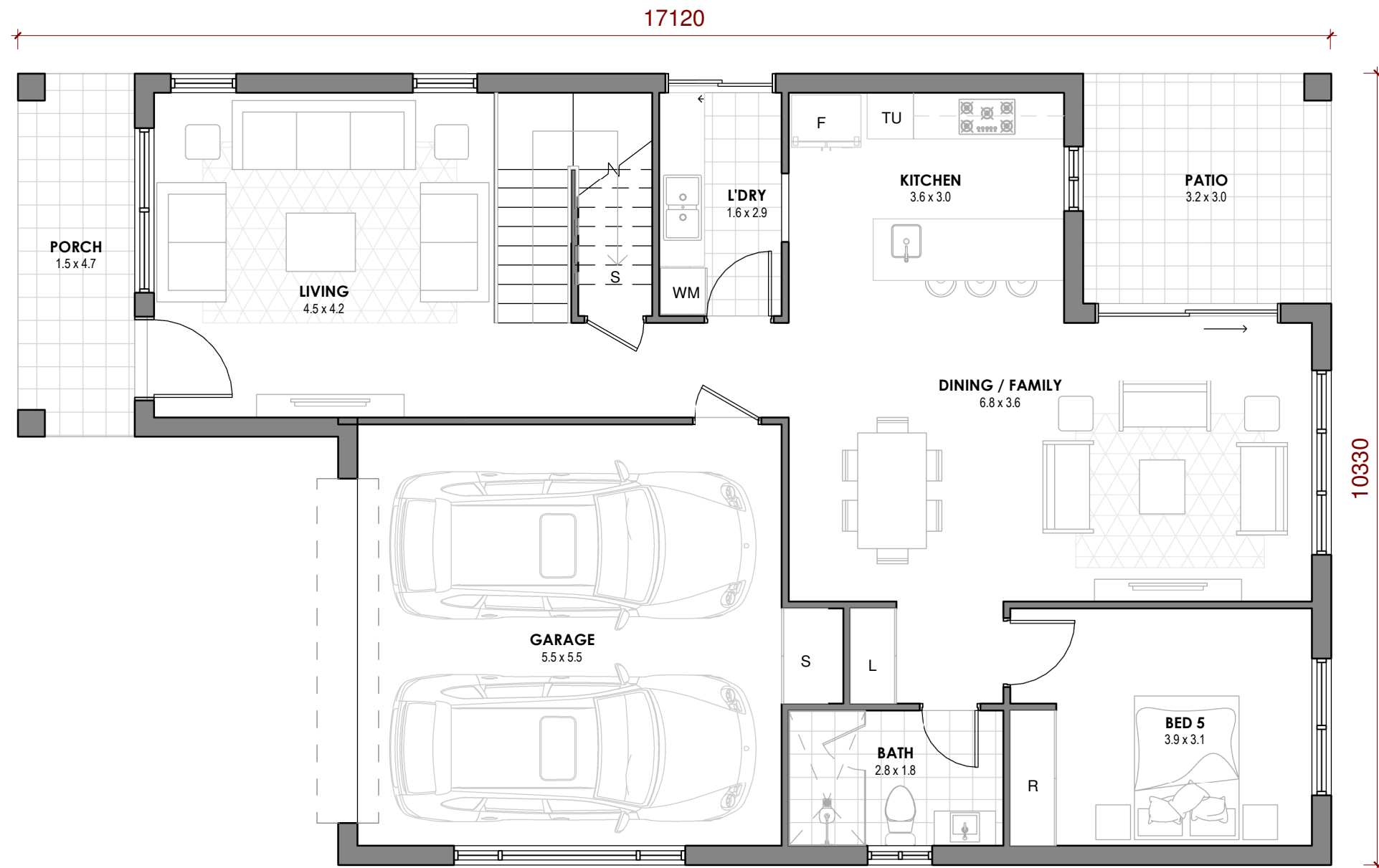
LOT 35 - ELEVATION

DISCLAIMER:-

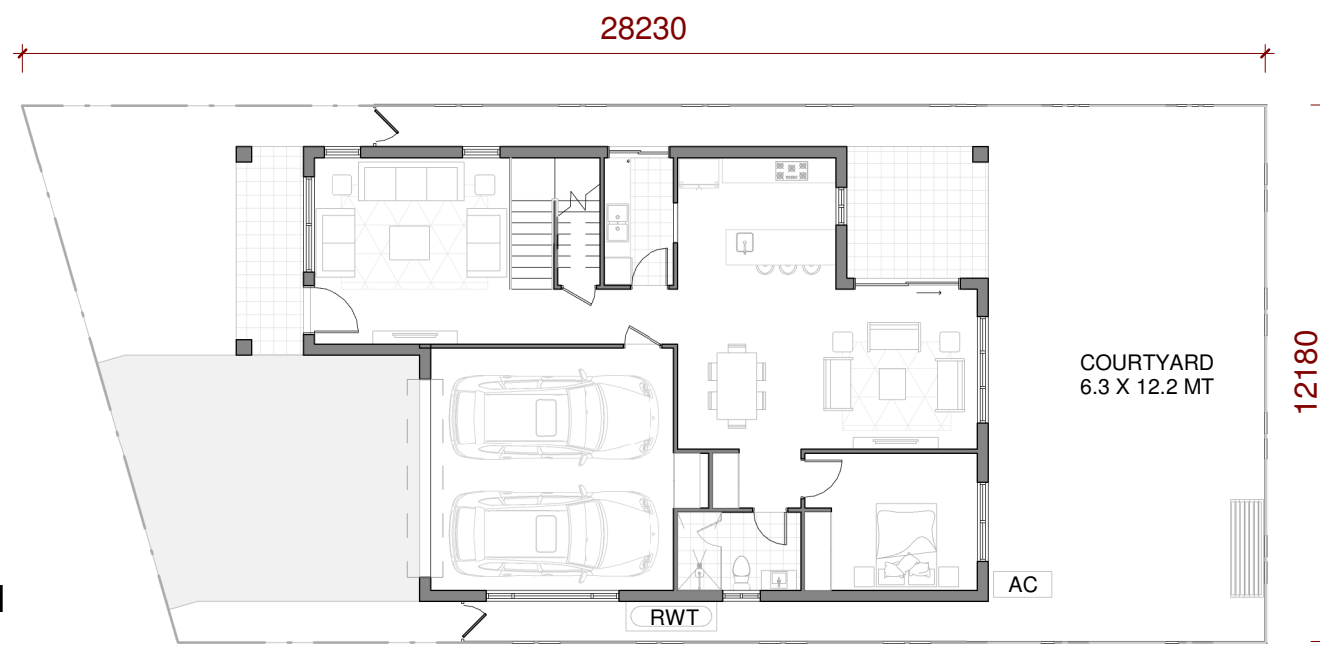
THIS PLAN IS ONLY FOR ILLUSTRATIVE PURPOSE AND FOR MARKETING PURPOSE. AREAS ARE INDICATIVE AND SUBJECT TO FURTHER CHANGE AS PER UNITS. **DRIVEWAYS** MAY CHANGE/FLIP AS PER UNIT SELECTED. PRIVATE OPEN SPACE AREA WILL DIFFER UNIT TO UNIT. ROOM SIZE IS INCLUDING ROBES. EXTRA CAR SPACE IS SUBJECT TO CHANGE AS ALLOTTED TO DIFFERENT LOTS. WINDOWS AND DOOR SIZES ARE INDICATIVE ONLY. EASEMENT CAN AFFECT THE FRONT SET BACK OF THE HOUSE. **RETAINING WALLS MAY BE ADDED AS PER SITE LEVELS DURING CONSTRUCTION STAGE.**

LOT 35

4/05/2021 4:34:00 PM



GROUND FLOOR PLAN



LOT PLAN

DISCLAIMER:-

THIS PLAN IS ONLY FOR ILLUSTRATIVE PURPOSE AND FOR MARKETING PURPOSE. AREAS ARE INDICATIVE AND SUBJECT TO FURTHER CHANGE AS PER UNITS. **DRIVEWAYS** MAY CHANGE/FLIP AS PER UNIT SELECTED. PRIVATE OPEN SPACE AREA WILL DIFFER UNIT TO UNIT. ROOM SIZE IS INCLUDING ROBES. EXTRA CAR SPACE IS SUBJECT TO CHANGE AS ALLOTTED TO DIFFERENT LOTS. WINDOWS AND DOOR SIZES ARE INDICATIVE ONLY. EASEMENT CAN AFFECT THE FRONT SET BACK OF THE HOUSE. **RETAINING WALLS MAY BE ADDED AS PER SITE LEVELS DURING CONSTRUCTION STAGE.**

TOTAL LAND AREA -322 m² (28.2MT X 12.2MT)

Ground Floor (Incl. Garage, Porch and Patio)	153 m ²	16.5 Squares
First Floor (Incl. Balcony if shown in the plan)	153 m ²	16.5 Squares
Open space (Incl. Back & Front Courtyard)	169 m ²	
TOTAL AREA:- (GROUND FLOOR + FIRST FLOOR AREA) (SQUARES AND m ²)	307 m ²	33.0 Squares



LOT 38 - FIRST FLOOR

DISCLAIMER:-

THIS PLAN IS ONLY FOR ILLUSTRATIVE PURPOSE AND FOR MARKETING PURPOSE. AREAS ARE INDICATIVE AND SUBJECT TO FURTHER CHANGE AS PER UNITS. **DRIVEWAYS** MAY CHANGE/FLIP AS PER UNIT SELECTED. PRIVATE OPEN SPACE AREA WILL DIFFER UNIT TO UNIT. ROOM SIZE IS INCLUDING ROBES. EXTRA CAR SPACE IS SUBJECT TO CHANGE AS ALLOTTED TO DIFFERENT LOTS. WINDOWS AND DOOR SIZES ARE INDICATIVE ONLY. EASEMENT CAN AFFECT THE FRONT SET BACK OF THE HOUSE. **RETAINING WALLS MAY BE ADDED AS PER SITE LEVELS DURING CONSTRUCTION STAGE.**

LOT 38

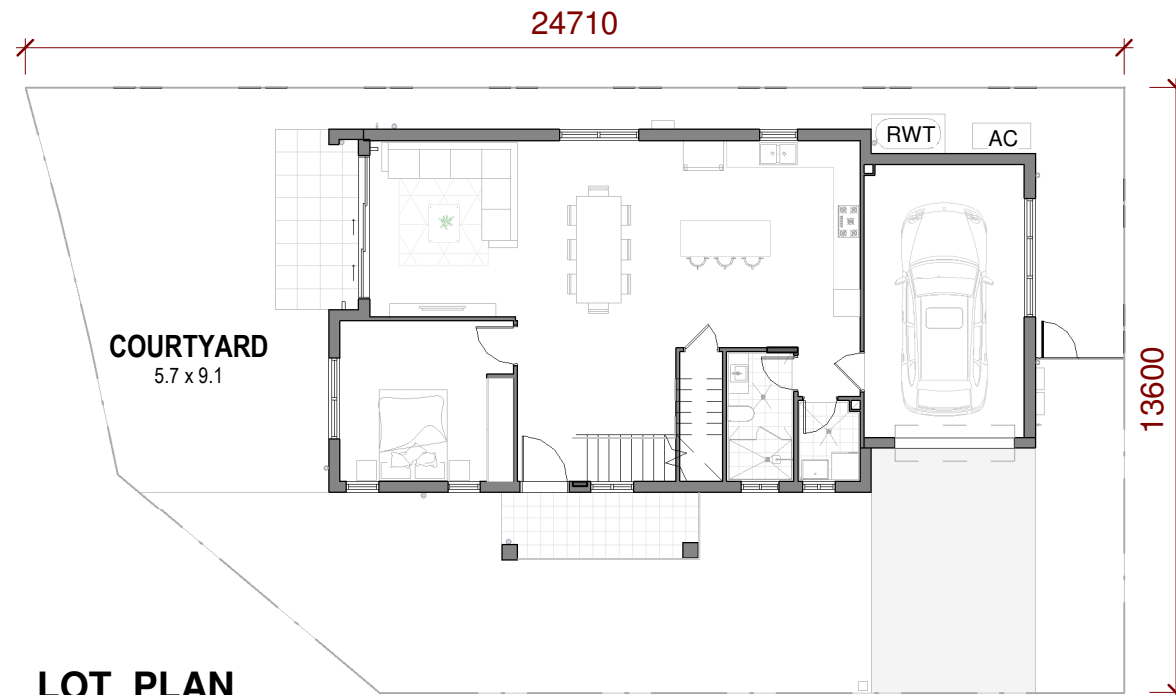
26/04/2021 3:18:41 PM

17110

9640



GROUND FLOOR PLAN



LOT PLAN

DISCLAIMER:-
THIS PLAN IS ONLY FOR ILLUSTRATIVE PURPOSE AND FOR MARKETING PURPOSE AREAS ARE INDICATIVE AND SUBJECT TO FURTHER CHANGE AS PER UNITS. **DRIVEWAYS** MAY CHANGE/FLIP AS PER UNIT SELECTED. PRIVATE OPEN SPACE AREA WILL DIFFER UNIT TO UNIT. ROOM SIZE IS INCLUDING ROBES. EXTRA CAR SPACE IS SUBJECT TO CHANGE AS ALLOTED TO DIFFERENT LOTS. WINDOWS AND DOOR SIZES ARE INDICATIVE ONLY. EASEMENT CAN AFFECT THE FRONT SET BACK OF THE HOUSE. **RETAINING WALLS MAY BE ADDED AS PER SITE LEVELS DURING CONSTRUCTION STAGE.**



Contact Us :- 1300 341 760
info@bathla.com.au
LOT 39 137 Gilba Road Girraween NSW 2145

LOT 39
34 PASFIELD CRESCENT
125 BURDEKIN



TOTAL LAND AREA -302 m² (24.7 MT X 13.6MT)

Ground Floor (Incl. Garage,Porch and Patio)	135 m ²	14.6 Squares
First Floor (Incl. Balcony if shown in the plan)	99 m ²	10.7 Squares
Open space (Incl. Back & Front Courtyard)	167 m ²	
TOTAL AREA:- (GROUND FLOOR + FIRST FLOOR AREA) (SQUARES AND m ²)	235 m ²	25.3 Squares

LOT NORTH



LOT 39
25/10/2021 10:40:54 AM



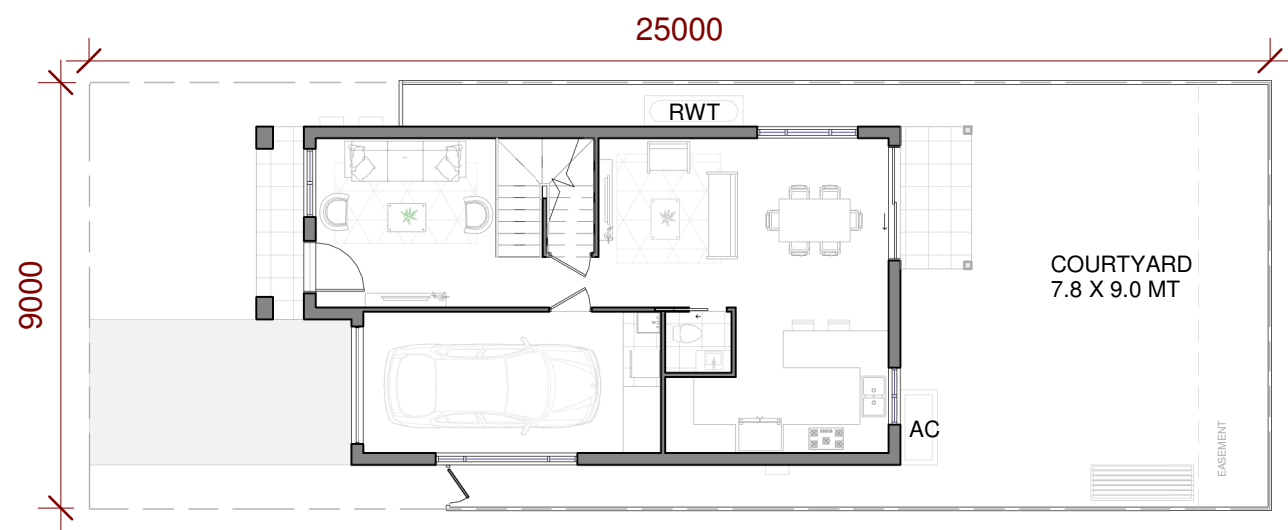
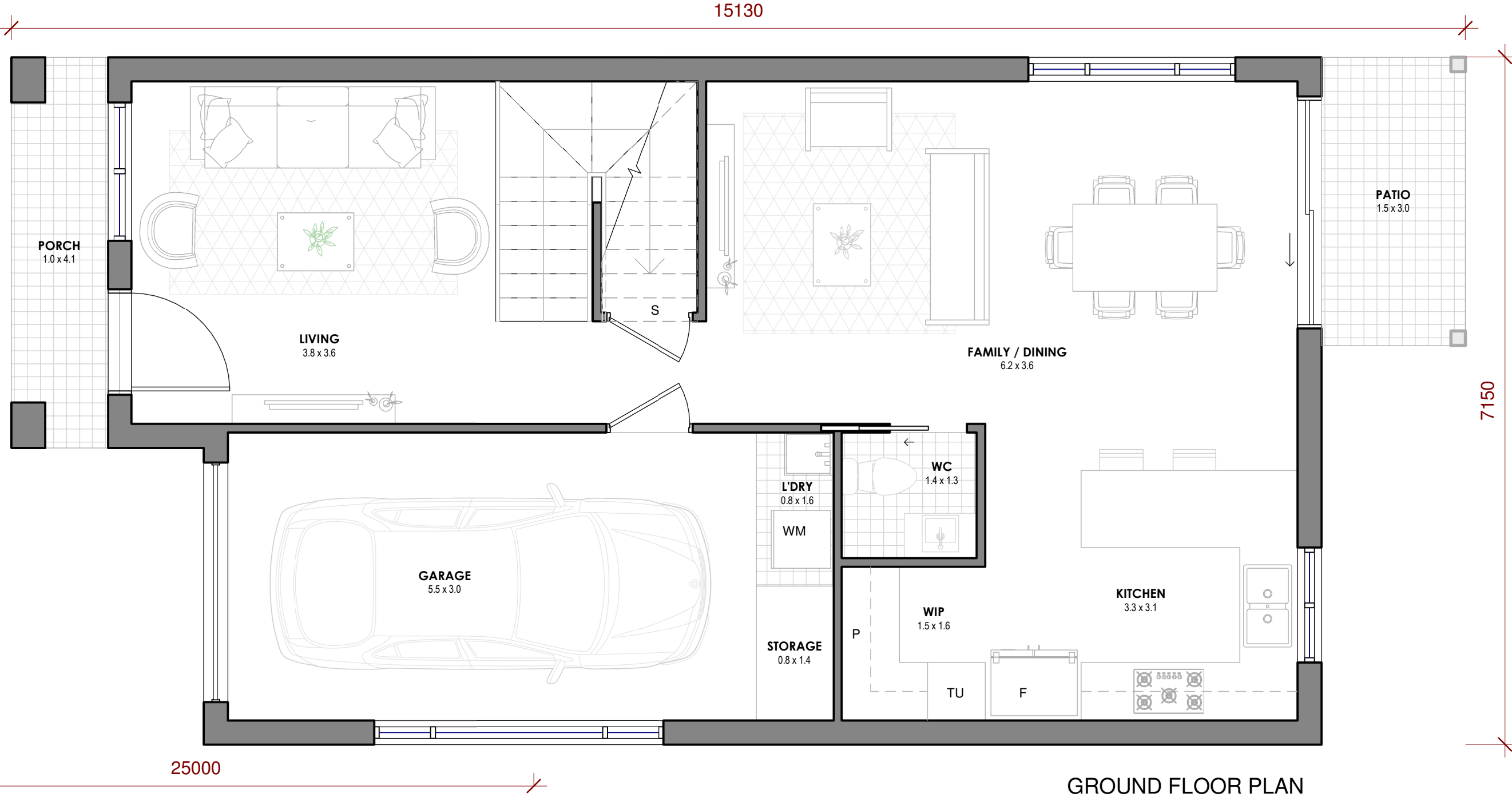
39 - FIRST FLOOR PLAN

DISCLAIMER:-

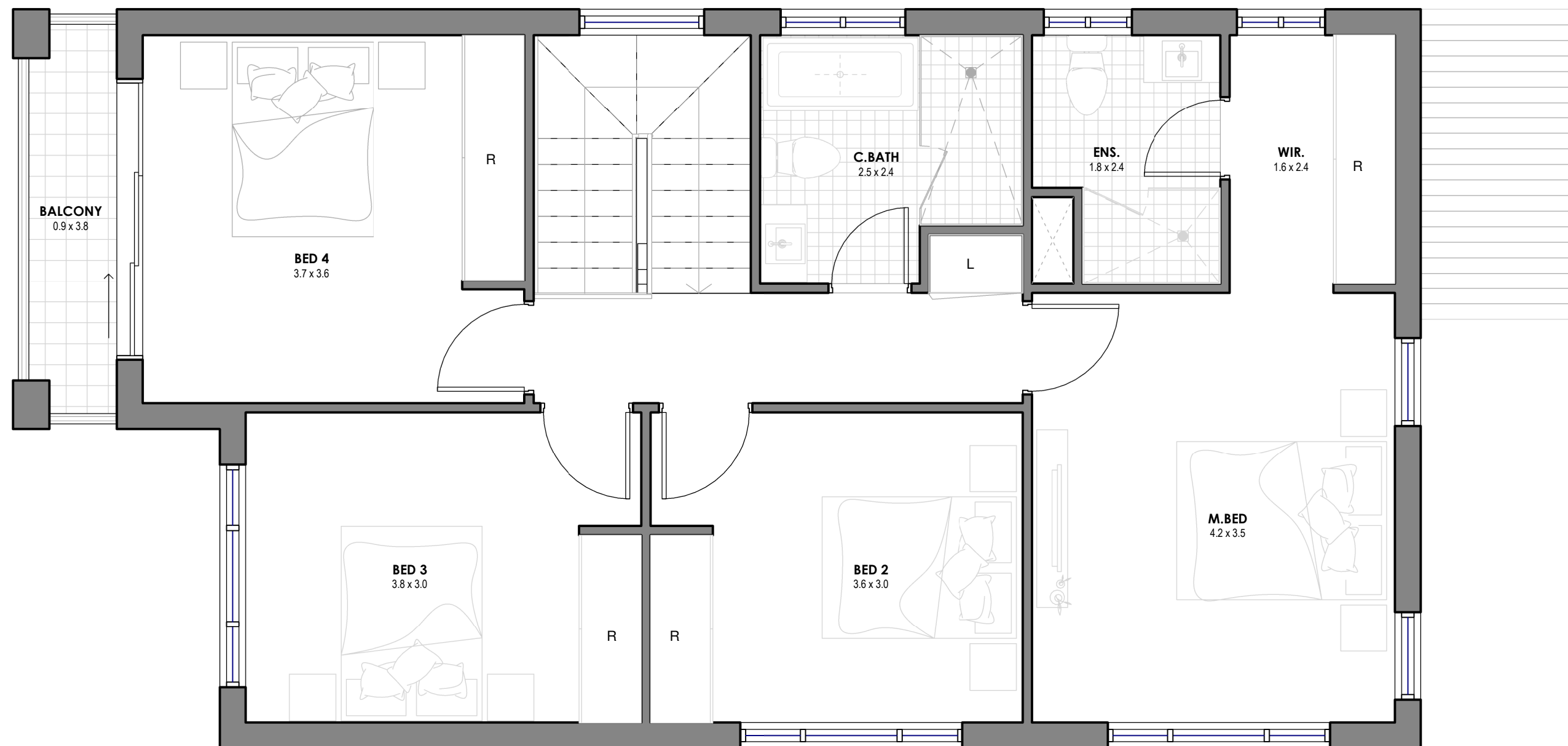
THIS PLAN IS ONLY FOR ILLUSTRATIVE PURPOSE AND FOR MARKETING PURPOSE. AREAS ARE INDICATIVE AND SUBJECT TO FURTHER CHANGE AS PER UNITS. **DRIVEWAYS** MAY CHANGE/FLIP AS PER UNIT SELECTED. PRIVATE OPEN SPACE AREA WILL DIFFER UNIT TO UNIT. ROOM SIZE IS INCLUDING ROBES. EXTRA CAR SPACE IS SUBJECT TO CHANGE AS ALLOTTED TO DIFFERENT LOTS. WINDOWS AND DOOR SIZES ARE INDICATIVE ONLY. EASEMENT CAN AFFECT THE FRONT SET BACK OF THE HOUSE. **RETAINING WALLS MAY BE ADDED AS PER SITE LEVELS DURING CONSTRUCTION STAGE.**

LOT 39

25/10/2021 10:40:55 AM



DISCLAIMER:-
THIS PLAN IS ONLY FOR ILLUSTRATIVE PURPOSE AND FOR MARKETING PURPOSE. AREAS ARE INDICATIVE AND SUBJECT TO FURTHER CHANGE AS PER UNITS. **DRIVEWAYS** MAY CHANGE/FLIP AS PER UNIT SELECTED. PRIVATE OPEN SPACE AREA WILL DIFFER UNIT TO UNIT. ROOM SIZE IS INCLUDING ROBES. EXTRA CAR SPACE IS SUBJECT TO CHANGE AS ALLOTTED TO DIFFERENT LOTS. WINDOWS AND DOOR SIZES ARE INDICATIVE ONLY. EASEMENT CAN AFFECT THE FRONT SET BACK OF THE HOUSE. **RETAINING WALLS MAY BE ADDED AS PER SITE LEVELS DURING CONSTRUCTION STAGE.**



DISCLAIMER:-

THIS PLAN IS ONLY FOR ILLUSTRATIVE PURPOSE AND FOR MARKETING PURPOSE. AREAS ARE INDICATIVE AND SUBJECT TO FURTHER CHANGE AS PER UNITS. **DRIVEWAYS** MAY CHANGE/FLIP AS PER UNIT SELECTED. PRIVATE OPEN SPACE AREA WILL DIFFER UNIT TO UNIT. ROOM SIZE IS INCLUDING ROBES. EXTRA CAR SPACE IS SUBJECT TO CHANGE AS ALLOTTED TO DIFFERENT LOTS. WINDOWS AND DOOR SIZES ARE INDICATIVE ONLY. EASEMENT CAN AFFECT THE FRONT SET BACK OF THE HOUSE. **RETAINING WALLS MAY BE ADDED AS PER SITE LEVELS DURING CONSTRUCTION STAGE.**

LOT 42

6/05/2021 2:29:38 PM



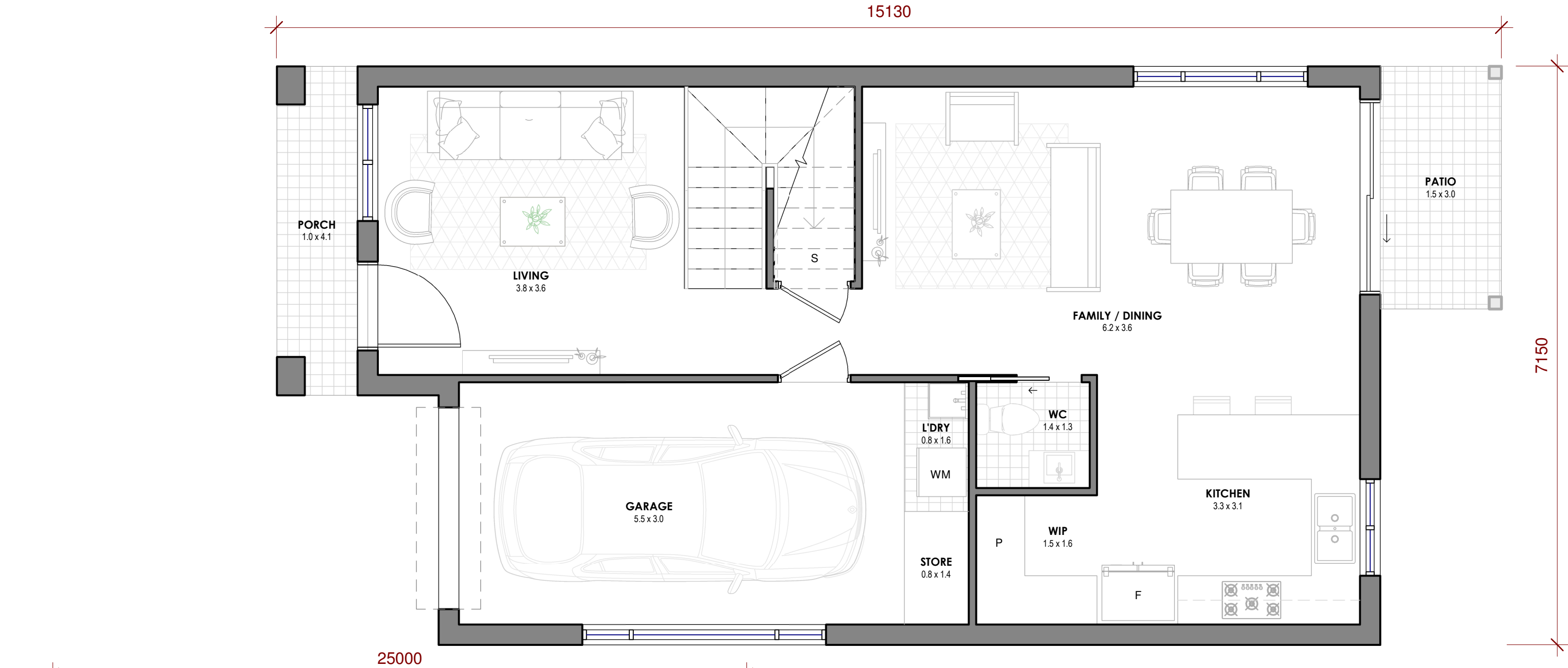
LOT 42 - ELEVATION

DISCLAIMER:-

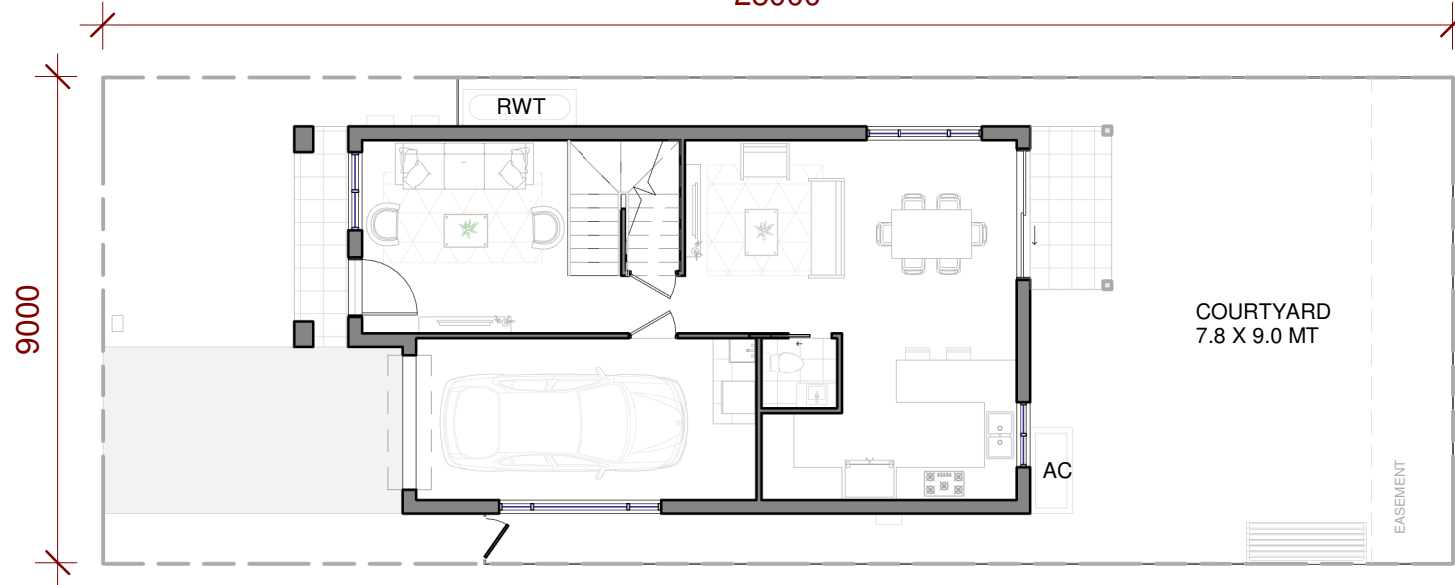
THIS PLAN IS ONLY FOR ILLUSTRATIVE PURPOSE AND FOR MARKETING PURPOSE. AREAS ARE INDICATIVE AND SUBJECT TO FURTHER CHANGE AS PER UNITS. **DRIVEWAYS** MAY CHANGE/FLIP AS PER UNIT SELECTED. PRIVATE OPEN SPACE AREA WILL DIFFER UNIT TO UNIT. ROOM SIZE IS INCLUDING ROBES. EXTRA CAR SPACE IS SUBJECT TO CHANGE AS ALLOTTED TO DIFFERENT LOTS. WINDOWS AND DOOR SIZES ARE INDICATIVE ONLY. EASEMENT CAN AFFECT THE FRONT SET BACK OF THE HOUSE. **RETAINING WALLS MAY BE ADDED AS PER SITE LEVELS DURING CONSTRUCTION STAGE.**

LOT 42

6/05/2021 2:29:45 PM



GROUND FLOOR PLAN



LOT PLAN

DISCLAIMER:-
THIS PLAN IS ONLY FOR ILLUSTRATIVE PURPOSE AND FOR MARKETING PURPOSE. AREAS ARE INDICATIVE AND SUBJECT TO FURTHER CHANGE AS PER UNITS. **DRIVEWAYS** MAY CHANGE/FLIP AS PER UNIT SELECTED. PRIVATE OPEN SPACE AREA WILL DIFFER UNIT TO UNIT. ROOM SIZE IS INCLUDING ROBES. EXTRA CAR SPACE IS SUBJECT TO CHANGE AS ALLOTTED TO DIFFERENT LOTS. WINDOWS AND DOOR SIZES ARE INDICATIVE ONLY. EASEMENT CAN AFFECT THE FRONT SET BACK OF THE HOUSE. **RETAINING WALLS MAY BE ADDED AS PER SITE LEVELS DURING CONSTRUCTION STAGE.**



The Bathla Group
BUILDING DREAMS TOGETHER

Contact Us :- 1300 341 760
info@bathla.com.au
137 Gilba Road Girraween NSW 2145

LOT 43

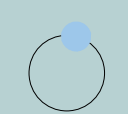
PASFIELD CRESCENT

QUAKERS HILL



4 2 1 1

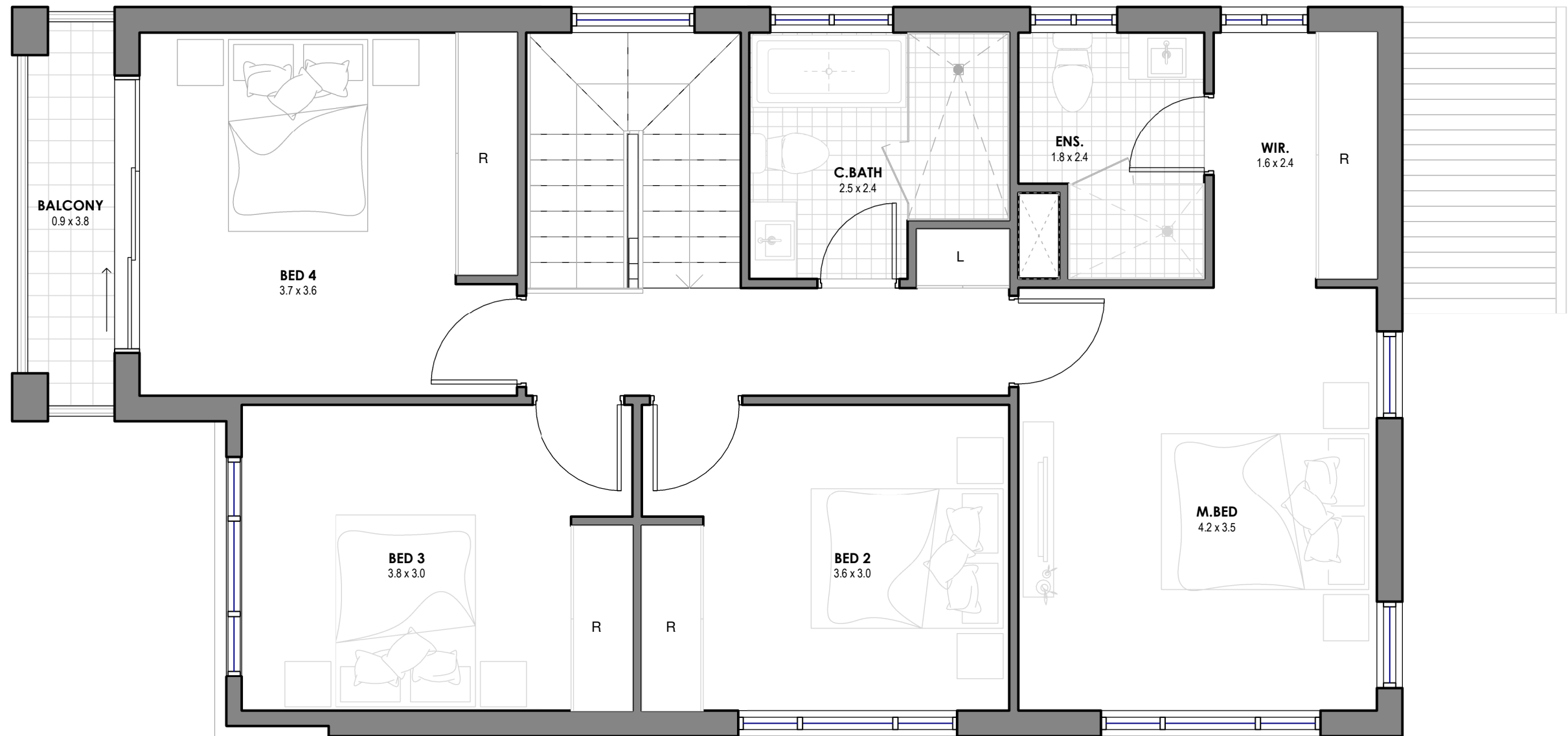
DOUBLE STOREY SINGLE GARAGE

TOTAL LAND AREA -225 m ² (25.0 X 9.0 MT)			
Ground Floor (Incl. Garage,Porch and Patio)	96 m ²	10.3 Squares	
First Floor (Incl. Balcony if shown in the plan)	91 m ²	9.8 Squares	
Open space (Incl. Back & Front Courtyard)	129 m ²		
TOTAL AREA:- (GROUND FLOOR + FIRST FLOOR AREA) (SQUARES AND m ²)	187 m ²	20.1 Squares	

LOT NORTH

LOT 43

6/05/2021 2:25:29 PM



LOT 43 - FIRST FLOOR

DISCLAIMER:-

THIS PLAN IS ONLY FOR ILLUSTRATIVE PURPOSE AND FOR MARKETING PURPOSE. AREAS ARE INDICATIVE AND SUBJECT TO FURTHER CHANGE AS PER UNITS. **DRIVEWAYS** MAY CHANGE/FLIP AS PER UNIT SELECTED. PRIVATE OPEN SPACE AREA WILL DIFFER UNIT TO UNIT. ROOM SIZE IS INCLUDING ROBES. EXTRA CAR SPACE IS SUBJECT TO CHANGE AS ALLOTTED TO DIFFERENT LOTS. WINDOWS AND DOOR SIZES ARE INDICATIVE ONLY. EASEMENT CAN AFFECT THE FRONT SET BACK OF THE HOUSE. **RETAINING WALLS MAY BE ADDED AS PER SITE LEVELS DURING CONSTRUCTION STAGE.**

LOT 43

6/05/2021 2:25:30 PM



LOT 43 - ELEVATION

DISCLAIMER:-

THIS PLAN IS ONLY FOR ILLUSTRATIVE PURPOSE AND FOR MARKETING PURPOSE. AREAS ARE INDICATIVE AND SUBJECT TO FURTHER CHANGE AS PER UNITS. **DRIVEWAYS** MAY CHANGE/FLIP AS PER UNIT SELECTED. PRIVATE OPEN SPACE AREA WILL DIFFER UNIT TO UNIT. ROOM SIZE IS INCLUDING ROBES. EXTRA CAR SPACE IS SUBJECT TO CHANGE AS ALLOTTED TO DIFFERENT LOTS. WINDOWS AND DOOR SIZES ARE INDICATIVE ONLY. EASEMENT CAN AFFECT THE FRONT SET BACK OF THE HOUSE. **RETAINING WALLS MAY BE ADDED AS PER SITE LEVELS DURING CONSTRUCTION STAGE.**

LOT 43

6/05/2021 2:25:33 PM



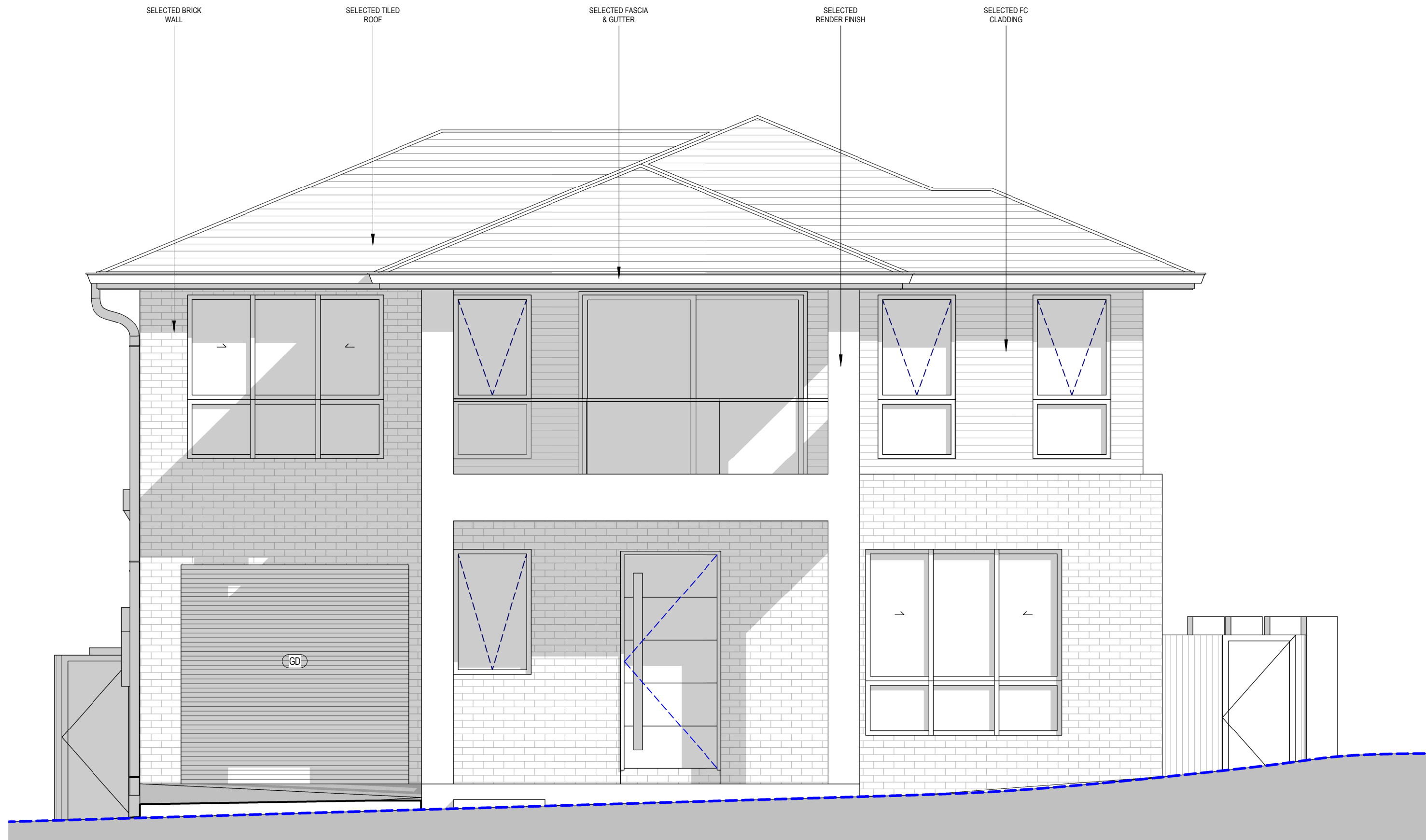
LOT 48 - FIRST FLOOR

DISCLAIMER:-

THIS PLAN IS ONLY FOR ILLUSTRATIVE PURPOSE AND FOR MARKETING PURPOSE. AREAS ARE INDICATIVE AND SUBJECT TO FURTHER CHANGE AS PER UNITS. **DRIVEWAYS** MAY CHANGE/FLIP AS PER UNIT SELECTED. PRIVATE OPEN SPACE AREA WILL DIFFER UNIT TO UNIT. ROOM SIZE IS INCLUDING ROBES. EXTRA CAR SPACE IS SUBJECT TO CHANGE AS ALLOTTED TO DIFFERENT LOTS. WINDOWS AND DOOR SIZES ARE INDICATIVE ONLY. EASEMENT CAN AFFECT THE FRONT SET BACK OF THE HOUSE. **RETAINING WALLS MAY BE ADDED AS PER SITE LEVELS DURING CONSTRUCTION STAGE.**

LOT 48

7/06/2021 4:07:11 PM



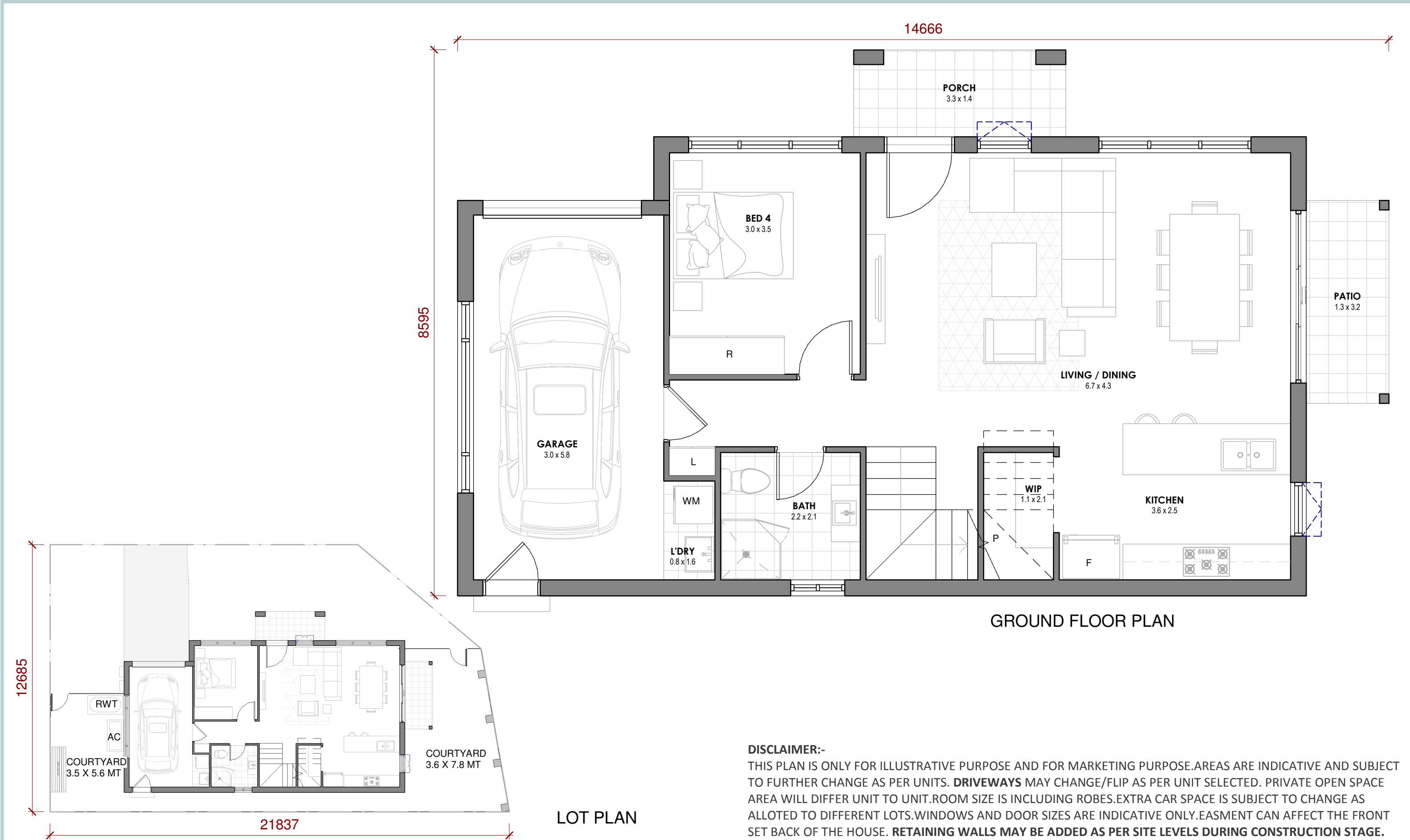
LOT 48 - ELEVATION

DISCLAIMER:-

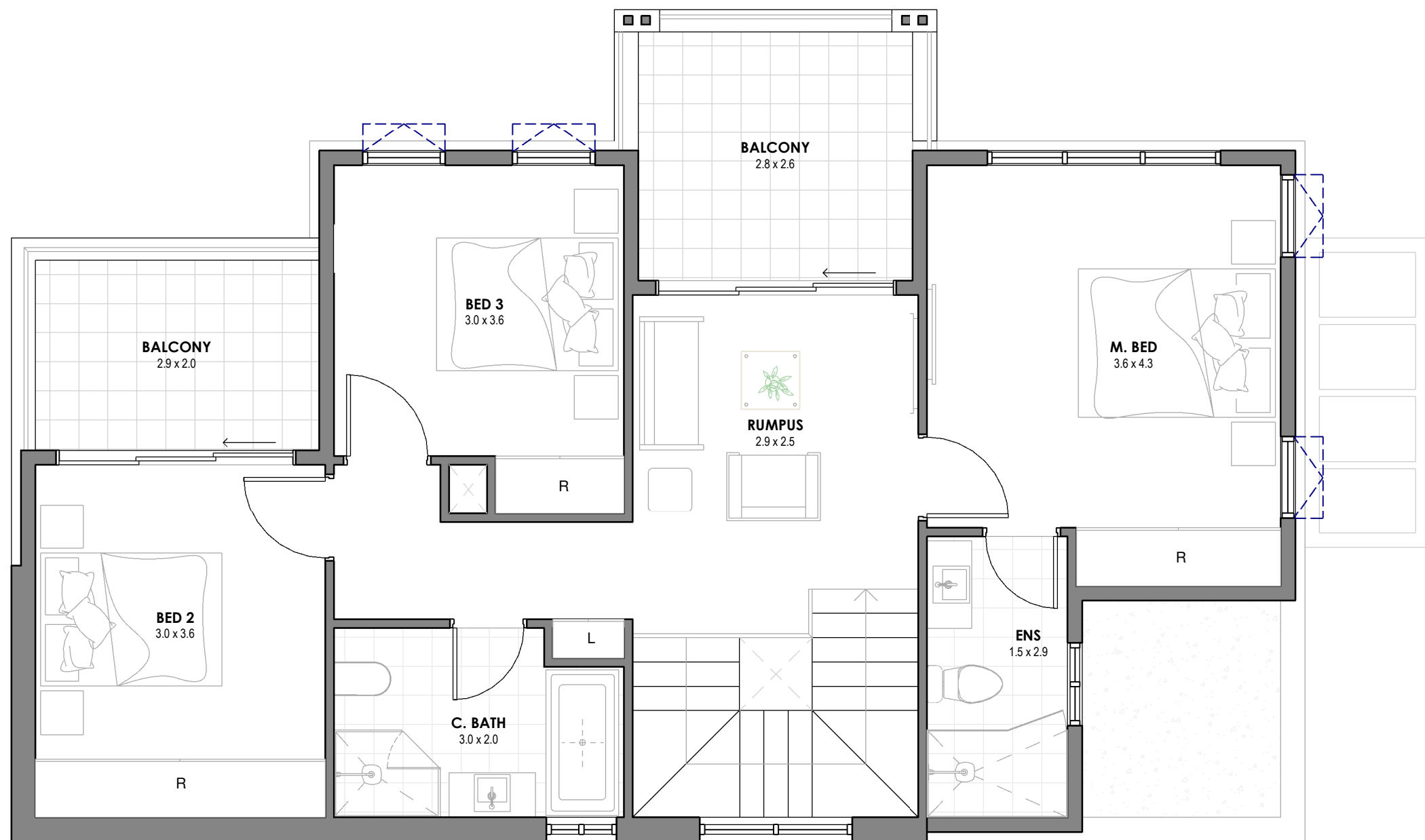
THIS PLAN IS ONLY FOR ILLUSTRATIVE PURPOSE AND FOR MARKETING PURPOSE. AREAS ARE INDICATIVE AND SUBJECT TO FURTHER CHANGE AS PER UNITS. **DRIVEWAYS** MAY CHANGE/FLIP AS PER UNIT SELECTED. PRIVATE OPEN SPACE AREA WILL DIFFER UNIT TO UNIT. ROOM SIZE IS INCLUDING ROBES. EXTRA CAR SPACE IS SUBJECT TO CHANGE AS ALLOTTED TO DIFFERENT LOTS. WINDOWS AND DOOR SIZES ARE INDICATIVE ONLY. EASEMENT CAN AFFECT THE FRONT SET BACK OF THE HOUSE. **RETAINING WALLS MAY BE ADDED AS PER SITE LEVELS DURING CONSTRUCTION STAGE.**

LOT 48

7/06/2021 4:07:19 PM



<div><div><div></div><div></div><div></div><div></div><div></div><div></div><div></div><div></div><div></div><div></div><div></div><div></div><div></div><div></div><div></div><div></div><div></div><div></div><div></div><div></div><div></div><div></div><div></div><div></div><div></div><div></div><div></div><div></div><div></div><div></div><div></div><div></div><div></div><div></div><div></div><div></div><div></div><div></div><div></div><div></div><div></div><div></div><div></div><div></div><div></div><div></div><div></div><div></div><div></div><div></div><div></div><div></div><div></div><div></div><div></div><div></div><div></div><div></div><div></div><div></div><div></div><div></div><div></div><div></div><div></div><div></div><div></div><div></div><div></div><div></div><div></div><div></div><div></div><div></div><div></div><div></div><div></div><div></div><div></div><div></div><div></div><div></div><div></div><div></div><div></div><div></div><div></div><div></div><div></div><div></div><div></div><div></div><div></div><div></div><div></div><div></div><div></div><div></div><div></div><div></div><div></div><div></div><div></div><div></div><div></div><div></div><div></div><div></div><div></div><div></div><div></div><div></div><div></div><div></div><div></div><div></div><div></div><div></div><div></div><div></div><div></div><div></div><div></div><div></div><div></div><div></div><div></div><div></div><div></div><div></div><div></div><div></div><div></div><div></div><div></div><div></div><div></div><div></div><div></div><div></div><div></div><div></div><div></div><div></div><div></div><div></div><div></div><div></div><div></div><div></div><div></div><div></div><div></div><div></div><div></div><div></div><div></div><div></div><div></div><div></div><div></div><div></div><div></div><div></div><div></div><div></div><div></div><div></div><div></div><div></div><div></div><div></div><div></div><div></div><div></div><div></div><div></div><div></div><div></div><div></div><div></div><div></div><div></div><div></div><div></div><div></div><div></div><div></div><div></div><div></div><div></div><div></div><div></div><div></div><div></div><div></div><div></div><div></div><div></div><div></div><div></div><div></div><div></div><div></div><div></div><div></div><div></div><div></div><div></div><div></div><div></div><div></div><div></div><div></div><div></div><div></div><div></div><div></div><div></div><div></div><div></div><div></div><div></div><div></div><div></div><div></div><div></div><div></div><div></div><div></div><div></div><div></div><div></div><div></div><div></div><div></div><div></div><div></div><div></div><div></div><div></div><div></div><div></div><div></div><div></div><div></div><div></div><div></div><div></div><div></div><div></div><div></div><div></div><div></div><div></div><div></div><div></div><div></div><div></div><div></div><div></div><div></div><div></div><div></div><div></div><div></div><div></div><div></div><div></div><div></div><div></div><div></div><div></div><div></div><div></div><div></div><div></div><div></div><div></div><div></div><div></div><div></div><div></div><div></div><div></div><div></div><div></div><div></div><div></div><div></div><div></div><div></div><div></div><div></div><div></div><div></div><div></div><div></div><div></div><div></div><div></div><div></div><div></div><div></div><div></div><div></div><div></div><div></div><div></div><div></div><div></div><div></div><div></div><div></div><div></div><div></div><div></div><div></div><div></div><div></div><div></div><div></div><div></div><div></div><div></div><div></div><div></div><div></div><div></div><div></div><div></div><div></div><div></div><div></div><div></div><div></div><div></div><div></div><div></div><div></div><div></div><div></div><div></div><div></div><div></div><div></div><div></div><div></div><div></div><div></div><div></div><div></div><div></div><div></div><div></div><div></div><div></div><div></div><div></div><div></div><div></div><div></div><div></div><div></div><div></div><div></div><div></div><div></div><div></div><div></div><div></div><div></div><div></div><div></div><div></div><div></div><div></div><div></div><div></div><div></div><div></div><div></div><div></div><div></div><div></div><div></div><div></div><div></div><div></div><div></div><div></div><div></div><div></div><div></div><div></div><div></div><div></div><div></div><div></div><div></div><div></div><div></div><div></div><div></div><div></div><div></div><div></div><div></div><div></div><div></div><div></div><div></div><div></div><div></div><div></div><div></div><div></div><div></div><div></div><div></div><div></div><div></div><div></div><div></div><div></div><div></div><div></div><div></div><div></div><div></div><div></div><div></div><div></div><div></div><div></div><div></div><div></div><div></div><div></div><div></div><div></div><div></div><div></div><div></div><div></div><div></div><div></div><div></div><div></div><div></div><div></div><div></div><div></div><div></div><div></div><div></div><div></div><div></div><div></div><div></div><div></div><div></div><div></div><div></div><div></div><div></div><div></div><div></div><div></div><div></div><div></div><div></div><div></div><div></div><div></div><div></div><div></div><div></div><div></div><div></div><div></div><div></div><div></div><div></div><div></div><div></div><div></div><div></div><div></div><div></div><div></div><div></div><div></div><div></div><div></div><div></div><div></div><div></div><div></div><div></div><div></div><div></div><div></div><div></div><div></div><div></div><div></div><div></div><div></div><div></div><div></div><div></div><div></div><div></div><div></div><div></div><div></div><div></div><div></div><div></div><div></div><div></div><div></div><div></div><div></div><div></div><div></div><div></div><div></div><div></div><div></div><div></div><div></div><div></div><div></div><div></div><div></div><div></div><div></div><div></div><div></div><div></div><div></div><div></div><div></div><div></div><div></div><div></div><div></div><div></div><div></div><div></div><div></div><div></div><div></div><div></div><div></div><div></div><div></div><div></div><div></div><div></div><div></div><div></div><div></div><div></div><div></div><div></div><div></div><div></div><div></div><div></div><div></div><div></div><div></div><div></div><div></div><div></div><div></div><div></div><div></div><div></div><div></div><div></div><div></div><div></div><div></div><div></div><div></div><div></div><div></div><div></div><div></div><div></div><div></div><div></div><div></div><div></div><div></div><div></div><div></div><div></div><div></div><div></div><div></div><div></div><div></div><div></div><div></div><div></div><div></div><div></div><div></div><div></div><div></div><div></div><div></div><div></div><div></div><div></div><div></div><div></div><div></div><div></div><div></div><div></div><div></div><div></div><div></div><div></div><div></div><div></div><div></div><div></div><div></div><div></div><div></div><div></div><div></div><div></div><div></div><div></div><div></div><div></div><div></div><div></div><div></div><div></div><div></div><div></div><div></div><div></div><div></div><div></div><div></div><div></div><div></div><div></div><div></div><div></div><div></div><div></div><div></div><div></div><div></div><div></div><div></div><div></div><div></div><div></div><div></div><div></div><div></div><div></div><div></div><div></div><div></div><div></div><div></div><div></div><div></div><div></div><div></div><div></div><div></div><div></div><div></div><div></div><div></div><div></div><div></div><div></div><div></div><div></div><div></div><div></div><div></div><div></div><div></div><div></div><div></div><div></div><div></div><div></div><div></div><div></div><div></div><div></div><div></div><div></div><div></div><div></div><div></div><div></div><div></div><div></div><div></div><div></div><div></div><div></div><div></div><div></div><div></div><div></div><div></div><div></div><div></div><div></div><div></div><div></div><div></div><div></div><div></div><div></div><div></div><div></div><div></div><div></div><div></div><div></div><div></div><div></div><div></div><div></div><div></div><div></div><div></div><div></div><div></div><div></div><div></div><div></div><div></div><div></div><div></div><div></div><div></div><div></div><div></div><div></div><div></div><div></div><div></div><div></div><div></div><div></div><div></div><div></div><div></div><div></div><div></div><div></div><div></div><div></div><div></div><div></div><div></div><div></div><div></div><div></div><div></div><div></div><div></div><div></div><div></div><div></div><div></div><div></div><div></div><div></div><div></div><div></div><div></div><div></div><div></div><div></div><div></div><div></div><div></div><div></div><div></div><div></div><div></div><div></div><div></div><div></div><div></div><div></div><div></div><div></div><div></div><div></div><div></div><div></div><div></div><div></div><div></div><div></div><div></div><div></div><div></div><div></div><div></div><div></div><div></div><div></div><div></div><div></div><div></div><div></div><div></div><div></div><div></div><div></div><div></div><div></div><div></div><div></div><div></div><div></div><div></div><div></div><div></div><div></div><div></div><div></div><div></div><div></div><div></div><div></div><div></div><div></div><div></div><div></div><div></div><div></div><div></div><div></div><div></div><div></div><div></div><div></div><div></div><div></div><div></div><div></div><div></div><div></div><div></div><div></div><div></div><div></div><div></div><div></div><div></div><div></div><div></div><div></div><div></div><div></div><div></div><div></div><div></div><div></div><div></div><div></div><div></div><div></div><div></div><div></div><div></div><div></div><div></div><div></div><div></div><div></div><div></div><div></div><div></div><div></div><div></div><div></div><div></div><div></div><div></div><div></div><div></div><div></div><div></div><div></div><div></div><div></div><div></div><div></div><div></div><div></div><div></div><div></div><div></div><div></div><div></div><div></div><div></div><div></div><div></div><div></div><div></div><div></div><div></div><div></div><div></div><div></div><div></div><div></div><div></div><div></div><div></div><div></div><div></div><div></div><div></div><div></div><div></div><div></div><div></div><div></div><div></div><div></div><div></div><div></div><div></div><div></div><div></div><div></div><div></div><div></div><div></div><div></div><div></div><div></div><div></div><div></div><div></div><div></div><div></div><div></div><div></div><div></div><div></div><div></div><div></div><div></div><div></div><div></div><div></div><div></div><div></div><div></div><div></div><div></div><div></div><div></div><div></div><div></div><div></div><div></div><div></div><div></div><div></div><div></div><div></div><div></div><div></div><div></div><div></div><div></div><div></div><div></div><div></div><div></div><div></div><div></div><div></div><div></div><div></div><div></div><div></div><div></div><div></div><div></div><div></div><div></div><div></div><div></div><div></div><div></div><div></div><div></div><div></div><div></div><div></div><div></div><div></div><div></div><div></div><div></div><div></div><div></div><div></div><div></div><div></div><div></div><div></div><div></div><div></div><div></div><div></div><div></div><div></div><div></div><div></div><div></div><div></div><div></div><div></div><div></div><div></div><div></div><div></div><div></div><div></div><div></div><div></div><div></div><div></div><div></div><div></div><div></div><div></div><div></div><div></div><div></div><div></div><div></div><div></div><div></div><div></div><div></div><div></div><div></div><div></div><div></div><div></div><div></div><div></div><div></div><div></div><div></div><div></div><div></div><div></div><div></div><div></div><div></div><div></div><div></div><div></div><div></div><div></div><div></div><div></div><div></div><div></div><div></div><div></div><div></div><div></div><div></div><div></div><div></div><div></div><div></div><div></div><div></div><div></div><div></div><div></div><div></div><div></div><div></div><div></div><div></div><div></div><div></div><</div></div>
--



LOT 51 - FIRST FLOOR

DISCLAIMER:-

THIS PLAN IS ONLY FOR ILLUSTRATIVE PURPOSE AND FOR MARKETING PURPOSE. AREAS ARE INDICATIVE AND SUBJECT TO FURTHER CHANGE AS PER UNITS. **DRIVEWAYS** MAY CHANGE/FLIP AS PER UNIT SELECTED. PRIVATE OPEN SPACE AREA WILL DIFFER UNIT TO UNIT. ROOM SIZE IS INCLUDING ROBES. EXTRA CAR SPACE IS SUBJECT TO CHANGE AS ALLOTTED TO DIFFERENT LOTS. WINDOWS AND DOOR SIZES ARE INDICATIVE ONLY. EASEMENT CAN AFFECT THE FRONT SET BACK OF THE HOUSE. **RETAINING WALLS MAY BE ADDED AS PER SITE LEVELS DURING CONSTRUCTION STAGE.**



LOT 51 - ELEVATION

DISCLAIMER:-

THIS PLAN IS ONLY FOR ILLUSTRATIVE PURPOSE AND FOR MARKETING PURPOSE. AREAS ARE INDICATIVE AND SUBJECT TO FURTHER CHANGE AS PER UNITS. **DRIVEWAYS** MAY CHANGE/FLIP AS PER UNIT SELECTED. PRIVATE OPEN SPACE AREA WILL DIFFER UNIT TO UNIT. ROOM SIZE IS INCLUDING ROBES. EXTRA CAR SPACE IS SUBJECT TO CHANGE AS ALLOTTED TO DIFFERENT LOTS. WINDOWS AND DOOR SIZES ARE INDICATIVE ONLY. EASEMENT CAN AFFECT THE FRONT SET BACK OF THE HOUSE. **RETAINING WALLS MAY BE ADDED AS PER SITE LEVELS DURING CONSTRUCTION STAGE.**